

Free - Please
take one
& pass it
around!

Where there are rivers,
There are valleys,
There are horses,
And...

The Valley Equestrian

Your resource for equestrian news, events and information

Newspaper

February 2013

Horses and Brides ... Saddle up for the Bridal Season!

MN Brett Stall Flyin' High
Ashland, (Wis.) Sleigh Rally
2013 Inaugural Participants
Full Metal Jousting's Crispin

Bridal Feature:
What's Trending in Rustic Weddings?
Weddings on a Budget!
Introducing: "Back Forty Turf Club"

Charles Wilhelm: Ultimate Foundation Training from Start to Finish

Use of the Seat and Leg Aids

The leg and seat aids are what I call body aids. They work with the reins in communication with the horse. As riders, we want to be balanced on our horses, what I call balanced riders. We want to ride in the center of the horse and we want to stay perpendicular from our ears to our heels. We can shift our weight back to communicate with our horse that we want a change. I am not talking about leaning way back but just moving the shoulders back about one or two inches. This will shift enough of your weight to communicate to your horse.

Many problems I see with riders are related to our natural instinct to lean forward and pull back on the reins. This is particularly true when we ask our horses to go into a canter. When we

lean forward and pull back, we shift our weight to the front of the horse. This additional weight has an impact on how the horse is going to respond. Sixty percent of a horse's weight is naturally on the front end because of the conformation of a horse. A horse can be so fine-tuned that a rider lowering his or her chin to look down at the horse as the horse takes a lead can cause the horse to lose rhythm. That additional weight, though very small, can make a big difference in the performance of the horse. When asking for a canter we want to have our weight back on the left seat bone so that the horse will go under himself and come through from the rear.

The rein aids show the horse where to go. The inside rein shows the direction and the outside rein reinforces the direction and becomes the support-

ing rein. The outside rein blocks the shoulder from drifting out. The rider's leg actually tells the horse where to go. We want our horse trained so that with just light contact, one ounce of pressure with the calf, the horse will respond and move off in the desired direction. If the horse does not respond to one ounce of pressure, we must follow up with additional pressure until the horse responds. I don't continue to press when a horse fails to move off my leg. I bump with the calf of my leg and I keep bumping and increasing the intensity of the bump until the horse moves. Actually, I use a spur and after a couple of bumps, I tip the spur into the rib cage. The horse will react, moving away from the spur and following its nose. I don't mean I jab the horse but I put on the pressure required to get the horse to respond. The next time I ask by pressure with my calf, the horse will most likely respond. The problem is that most people are not willing to follow through when a horse fails to respond. If you don't wear spurs and your horse fails to respond, you can move the shoulder over by tapping with a dressage stick in your right hand.

I often hear people say that they do not have enough strength in their legs to give a correct cue. Everyone has enough strength in their legs to apply an ounce of pressure and that is all the pressure that should be required.


There are three cue spots on the side of a horse and every horse should know what pressure on these spots means. The Number One spot is directly at the cinch and pressure there tells the horse is to move his shoulder over. The Number

Three spot is back toward the rear cinch. Pressure at that spot tells the horse to move his hips over. The Number Two spot, which is between, tells the horse to leg yield or side pass. We must be very thoughtful and consistent with how we position our legs when we press. Sometimes I ask a person in a class or clinic to put a leg on the horse to move the shoulder over. Often I see the rider tightly bend the knee and put their leg on the Number Three spot. Pressure there does not tell the horse to move his shoulder over. You need to be clear and consistent with leg cues or your horse will become confused. You can practice leg cues by sitting on your horse and slightly turning your toe out and putting your calf against the horse at the cinch. This is the Number One spot. Bring your leg back a little bit, say an inch, to get the Number Two spot. For Number three, I straighten my toe to point forward and move my leg slightly back. There are only one or two inches between each spot. It is a matter of becoming familiar with the aids and then being consistent in using them.

Seat aids are very important as well. I often see people riding a circle, going to the left but leaning into the circle. That position puts more pressure on the inside hip which, in turn tells the horse to move away and pushes the circle outward. This is another reason we need to be balanced. Not just front to rear but also right to left. You can practice these things any time someone is around to look at you. See if you are sitting relaxed and centered. Adjust your position if you are leaning back or forward.

We need to stay relaxed in the body but sometimes we get tense due to fear. If you are comfortable at a walk and then start to trot, you may become uncomfortable as you start to move faster. You may begin to straighten your legs and stiffen your knees and lower back. When your entire body becomes rigid, you will bounce around and communication with your

horse will be lost. We want to be supple and be "one" with the horse. We can't do that when our bodies are rigid. I encourage people to take Pilates. It is not only a great way of exercising but also teaches us to free up individual parts of our bodies. I am surprised how often I see riders try to use a leg and actually use the hip as well because the person is not able to isolate the movement. If I



want to pick up a left lead, I just use my left seat. I put weight on my left seat and that tells my horse to shift weight to the left rear engine (hip). The horse is going to want to come through on that side. We can practice shifting our seat weight by sitting on the couch and putting our hands underneath our seat, shifting our weight left, right, back and forth.

We also need to pay attention to what we are doing with our arms and hands. Most people want to ride with their hands up in the air. Our hands should be out in front of the saddle. I tell my clients to keep their hands in a four-inch box in front of the saddle. Hands in front of the saddle normally set a nice soft bend in the elbow. You can't get a soft feel or get into the rhythm of the horse if your arms are rigid. And, if your arms are straight, you are going to bump the horse in the mouth. We want to stay soft and relaxed

in the body. We want to ride from our core which is the lower stomach. This allows us to keep with the rhythm of the horse. Riding this way does not happen over night. Professional lessons may be needed. Have someone take a video of you. It is amazing to

see yourself and it is a real education. The more you understand about your body aids and your weight distribution, the better communication you will have with your horse.

By Charles Wilhelm



Does Your Family Have a Fire Escape Plan?

(Family Features) When a home fire occurs, you have very little time to get out. A working smoke alarm doubles your chances of survival, yet more than twenty percent of American homes are without them. This means roughly 23 million homes are at risk because of non-working smoke alarms and an additional 5 million homes are at risk by not having smoke alarms. Twenty-five years ago, Energizer and the International Association of Fire Chiefs teamed up to address this problem by providing vital fire safety information to families. They recommend these tips to make a plan for keeping your family and home safe.

most families are asleep.

Bedrooms
•Do not trap electrical cords against walls. Heat

and don't run them under carpets.
•Candles are responsible for almost 10,000 fires a

•Have a fire extinguisher installed in or near your kitchen.

Garage

•Store all combustible materials in clearly marked containers away from regular sources of heat, such as water heaters, space heaters, boilers and furnaces.
•Keep flammable products in a dedicated storage container with a closed door.
•Get rid of stacked boxes, recycling and trash.

Find more fire safety information to keep your family and home safe at www.Energizer.com.



Change Your Clock Change Your Battery®

2012 marked the 25th anniversary of the Change Your Clock Change Your Battery® program, a partnership with Energizer and the International Association of Fire Chiefs (IAFC). This program reminds people of the importance of maintaining working smoke alarms and carbon monoxide detectors to help prevent fires and keep families safe. It's part of the Energizer platform—that's positivenergy™—which combines a commitment to performance in products and responsibility in partnerships and programs that make a positive impact on the world.

Other safety prevention measures include:
•Test your smoke alarm.
•Clean the smoke alarms and carbon monoxide detectors each month with a vacuum.
•The International Association of Fire Chiefs recom-

can build up, posing a fire hazard.

•Use only lab-approved electric blankets and warmers. Make sure cords are not worn or coming apart. Do not leave electric blankets switched on all night unless they are marked "suitable for all night use."
•Keep bedding, curtains and other combustible items at least three feet away from space heaters.
•Never smoke in bed.
•Replace mattresses made before the 2007 Federal Mattress Flammability Standard. By law, mattresses made since then are required to be safer.
•Install smoke alarms in every bedroom and outside each sleeping area.

Kitchen

Cooking is the leading cause of reported home fires and home fire injuries in the United States.
•Never use extension cords to plug in cooking appliances; they can overload the circuit.
•Stay in the kitchen when you are frying, grilling, or broiling food. If you leave the kitchen for even a short period of time, turn off the stove.
•Keep flammable items away from the cooktop.
•Keep the cooktop, burners and oven clean.

Living Room

•Do not overload electrical outlets.
•Check electrical cords for fraying or signs of damage

Room by Room

The peak time for home fire fatalities is between 11 p.m. and 7 a.m., when

BARN GUIDE

In the Valley Equestrian Newspaper

March issue

What YOU need to build your dream barn.
What's NEW with barns? Traditional or Pole Building? Learn about the bells and whistles!

Ad Deadline

Feb. 15 (if we design)
Feb. 20 (camera ready)

Call for Great Ad Rates!

Marketing Specialists

Kari Hagstrom
(320) 766.2620

Kari.venews@hotmail.com

Dave Olson
(701) 566-3704

Dave.VENews@gmail.com

Photo courtesy of Getty Images

Do-It-Together! Make a Fire Emergency Plan as a family and help your children acquire life skills they will be able to use forever. Involve them in the process and you will see how the investment pays off!

we get to the
foot
of the problem

Lameness, conformation, balance, and motion issues are often challenging problems for you and your horse. Let us help! We are dedicated to resolving these issues for you and your animal.



In our new clinic area at Red Horse Ranch near Fergus Falls we have access to the ideal conditions of an indoor arena. We can get a very good look at the way your horse moves - with and without a rider. Professional riding instructor on hand to help us with assessments.

DRIVE IN - NO APPT. NECESSARY:
9 A.M. TO NOON
MONDAY-FRIDAY
ROUTINE PROCEDURES
• COGGINS
• VACCINATIONS
• FLOATING TEETH
• GELDING
• ULTRA-SOUND
• LACERATIONS
and more!

PLEASE CALL FOR APPOINTMENT:
1 P.M. TO 6 P.M.
MONDAY-FRIDAY
BY APPOINTMENT
• LAMENESS ASSESSMENTS
• DIGITAL X-RAYS & ULTRA-SOUNDS
• RIDING & SADDLE EVALUATIONS
• HAY/NUTRITION ANALYSIS

OPEN SATURDAYS: 9 TO NOON BY APPOINTMENT
CALL ANYTIME FOR EMERGENCIES!

at
RED HORSE RANCH ARENA
LAKE REGION EQUINE
22671 COUNTY HWY. 10
FERGUS FALLS, MN 56537
218-849-2451

www.lrvic.net



The Valley Equestrian Newspaper

Vol. 7 No. 2

PO Box 64
Sabin, MN 56580
theVENews@gmail.com
(320) 209-8523

Owner/Publisher/Editor
Ley Bouchard
leybou@gmail.com
(701) 361-8648

Regional Sales Manager/
Creative Consultant
Tammy Finney
RR3500@aol.com
(218) 790-6056

Advertising Consultants
Kari Hagstrom
(320) 766-2620
kari.venews@hotmail.com

David Olson
(701) 566-3704
Dave.VENews@gmail.com

Contributing Writers
Orv Alvshere
Ronda Anderson
Heather Benson
Dr. Juliet Getty
Fran Lynghaug
Charles Wilhelm

The Valley Equestrian News is published monthly February through October and a combined holiday issue in December.

Copyright © 2013
LeKreations LLC
All Rights Reserved
The Valley Equestrian Newspaper

About the Cover



Ruth A. Harper of Happily Ever After Photography took this photo in the late summer with a grey gelding, Baron, who was donated to Lost Creek Ranch in Beldenville, Wis., a 501(c)(3) Horse Rescue. More photos may be seen at: www.happilyever-afterphotos.com.

What's in This Issue?

PG.2 Charles Wilhelm: Use of Seat and Leg Aids

PG.3 D-I-T: Does Your Family Have a Fire Plan?

PG.5 WHE: Recent BLM Action

PG.6 Cowboy Poetry with Orv Ashland Sleigh Rally

PG.7 Minnesotan Bull Rider (below) Brett Stall Flyin' High Horse Groups Participate in 2013 Inaugural Parade



PG.8 Crispin, the American Cream Draft of Full Metal Jousting

PG.9 ND Horses Seized After 96 Found Dead

PG.12 & 13 The Bridal Feature: What's Trending in Rustic Weddings? By Shannan Stanke

Ideas for Weddings on a Budget By Sam Bishop

PG.16 & 17 From the Horses Mouth: National & Regional News



Bill Richards (Multiple Large Pony Award) drove for owner Tonja Acker at the Ashland Sleigh Rally. These fine Norwegian Fjord horses were home grown in Ashland, Wis. on Ken Raspotnik's farm. Bill trained this team to ride, pull, and drive using natural horsemanship methods of Steve and Nate Bowers. The team pulled a freshly painted milk runner sleigh stocked with the usual sundries. These were delivered straight to customer's front doors. Nick and full brother, Ike, pull this sleigh all winter long at sleighman events. More photos page 6.



Andrea Anderson and Reg

PG.14 Dr. Getty's Tips

PG.19 Back Forty Turf Club By Heather Benson

Editorial Information

The Valley Equestrian Newspaper welcomes free-lance articles, cartoons, artwork, poems, photographs, etc. that we might use in the publication. We accept no responsibility for the material while in our hands. Materials will be returned if sent with a self-addressed, stamped envelope. Photographs or graphics electronically submitted should be in color and must be at least 280 DPI resolution and four inches wide.

Copyright Notice: The Valley Equestrian Newspaper (VEN) is copyrighted and protected by federal copyright law. No material may be copied, faxed, electronically transmitted or otherwise used without our express written permission. Requests for reprinting must be submitted in writing to the editor.

Disclaimer: Articles that appear in The Valley Equestrian News do not necessarily reflect the views of the editorial staff, officers or employees and publication of any article does not constitute endorsement of the views expressed. Accuracy of all information is the responsibility of the authors.

Advertisements published in The Valley Equestrian do not constitute endorsement or recommendation of such product or service. The VEN does not condone the alteration of horses in any photograph that appears in advertisements in the newspaper and accepts no responsibility for the accuracy of the photographs used in the advertisements supplied by others than its own staff. The onus is on the reader to satisfy themselves about the appearance or conformation of a horse before making a financial decision.

Errors: The Valley Equestrian Newspaper shall be responsible for errors or omissions in connection with an advertisement to the extent of the space covered by the error.

Know What's Coming Up in Future Issues of the VEN!

March:
Plan Your Dream Barn/Pole Shed
Spring Expos

April:
What's New in Trailers?
Camping and Trail Guide!

See the complete VEN distribution list at:
www.theveonline.com

Publisher's Clipboard

Dear Readers,

I've loved barns since a child. I played in several as a child. The first barn we had for our cow Goldie, was really an old log house. When I was 12, I looked in the perch of the barn at some pigeons and yup, you guessed it, right in the left eye, I got struck with a white blob that stung like the dickens. My mom laughed so hard I thought my eye would burn away before she got me in the house and washed it out. That still did not discourage my love of barns.

I have photographed barns throughout my career. There is something that draws me to them, especially the old ones that have seen so much over many decades - they have such character. It is sad to see a beautiful, strong, structure wither and waste away. But we know how much it costs to maintain a home let alone a large structure like a barn. Once past a certain point in deterioration, there is little to be done unless one has extremely deep pockets and a plan for its use.

That is the basis for the Barn Feature in the March issue of the Valley Equestrian News. We are going to highlight barns: past, present, and future. We'll take out some photos of the past and talk with our elders about their barn memories, how barns were used historically, how barns have changed, what we use now along with current trends, and what builders are seeing in future features.

Do you have a barn story to

share? Please send it to us at: thevenews@gmail.com or leybou@gmail.com.

With the February issue of the Valley Equestrian News we welcome to the VEN Team a new contributing writer. Heather Benson is a former racetrack executive, professional handicapping analyst and owner of a Triple Crown winner (well, at least a horse that played one in a movie). But far more importantly, she is still that girl who gets giddy when the starting gate opens and cries every time she watches a replay of Secretariat's Belmont Stakes.

Join her each month as she takes you on a journey through the world of horse racing, from top to bottom, with a little bit of everything in between!

Her column, The Back Forty Turf Club (BFTC), is dedicated to the concept of 'Racing for the Rest of Us.' Join us as we explore the world of horse racing from starting gate to finish line, from the bush tracks of the Great Plains to the elite International racing of the Breeder's Cup, Dubai and Ascot. You don't need to be a "king" to enjoy the Sport of Kings ... just a horse lover with a good voice to holler for your favorite when he crosses the finish line first! There is always room for one more at this club. Check out the BFTC website for Heather's blog, racing news and links at www.backfortyturf.com.

We hope you enjoy this issue and let us know what you think . Happy Trails!

Ley Bouchard

BLM Issues Humane "Memorandum" in the Wake of Federal Court Actions

(Reno, NV) Feb. 1, 2013 - Bureau of Land Management (BLM) issued a statement "Memorandum" in the wake of litigation brought by Wild Horse Education's founder, Laura Leigh, to inhumane treatment of wild horses and burros. Leigh's litigation has won numerous restraining orders and an Injunction to conduct against the agency.

The most recent action shut down a roundup and gained the BLM a reprimand from another Federal Judge.

"It is obvious that BLM finally recognizes the importance of this issue. I don't see much specific language in this document," stated Leigh "I see the same defer to the COR to determine what is and is not humane that we currently have in practice. I am happy to see the issue being addressed but do not hold much hope that I will witness much change in certain districts."

In August of 2011 Leigh caught a BLM contracted helicopter pilot hitting a horse with its skids. That documentation gained an Order from a Federal Judge to conduct and spurred an internal investigation within the

BLM. The investigation revealed that conduct that included hot shot use on foals, kicking animals in the head, slamming gates, dragging animals by the neck with a rope, among other actions were occurring.

The state issues an "IM," a document with the same enforceability as the current issue, that outlined expectations for operations.

currently pending an Injunction hearing in Federal court.

"This is the first time in the history of the Act we have seen the agency really begin to recognize that they have something of worth to manage," Leigh said "We have begun the process of creating a humane care standard but we still have to create the defined standard and enforce it. I don't want to continue to see the same justification process for heart-breaking actions anymore. But I will have to wait and see."

These cases, investigations and supporting documentation, are supported solely by Wild Horse Education, a registered Nevada non-profit. <http://wildhorseeducation.org/>

Links of interest:
Current video of Owyhee wild horse roundup: <http://www.youtube.com/watch?v=FK6W1M-xmv4>

History of the legal battle for humane care: <http://wildhorseeducation.org/the-humane-care-suit/short-history-of-the-humane-care-suit/>

Since that time Leigh gained two more Federal court Orders to conduct. The most recent involving actions at the Owyhee Complex that included running horses through barbed wire, repeated hot shot use and bands run so fast and far that youngsters could not keep up. That action is

History of the legal battle for humane care: <http://wildhorseeducation.org/the-humane-care-suit/short-history-of-the-humane-care-suit/>



The Valley Equestrian News Mission

The VEN's mission is to provide coverage of equestrian events thereby enhancing the lives of local communities and their businesses by promoting the equestrian lifestyle; to tell the stories of how interaction with horses improves people's lives; to make a difference in the lives of people with challenges through the work of the Valley Equestrian Newspaper.

Subscribe

to the
VALLEY EQUESTRIAN NEWSPAPER
\$28 FOR 12 ISSUES

SEND CHECK OR MONEY ORDER TO:
PO BOX 64 - SABIN, MN 56580

Name: _____
Address: _____
City, State, Zip: _____
Phone Number: _____
Email Address: _____

Get the VEN to your door each month!

Shop where you know!

Blairview Saddle Shop, Inc.

Now in three locations!

Blairview online at:
www.blairviewsaddleshop.com

Best Prices • Best Selection • Best Brands • All locations • All the Time
300 NEW AND USED SADDLES PLUS A COMPLETE LINE OF CLOTHING AND BOOTS

Blairview Saddle Shop,
1/2 mile S of I-94 on Hwy. 29,
Alexandria, MN •
320-762-5664
Monday-Thursday 9 am - 6 pm
Friday 9 am - 8 pm
Saturday 9 am - 5 pm • Sunday Noon-5 p.m.

Blairview Outpost
at Red Horse Ranch Arena
in Fergus Falls, MN.
COME SEE US FOR ALL YOUR SADDLE AND TACK NEEDS!
Open Friday thru Monday
Call 218-998-4141 for more info

COWBOY POETRY WITH ORV

METAPHORICAL DOG NAPPING

HOUNDS HOUNDING FOR TLC

A rural man went out at sunup to water and feed each horse. Chores done, he turned to his project of sled dogs and their training course. Yelping for attention was Annie, Granny, Nanny and Fanny. He couldn't hear himself think from the mixed barking cacophony. Fed, watered, heads patted, harnessed, he hooked together all the traces. Unbounded energy, speed and strength, the dogs trained for sled dog races. The dog team was hooked to the dog sled. He straightened out harness kinks. They were off like a flash, leaving behind their uncleaned kennel that stinks.

ANIMATED, RARING TO RACE

In mere minutes they'd covered a mile on light snow. The race was on. Snowflakes and snow chunks were kicked up by paws in the late winter dawn. The Minnesota driver kept them on course and turned them by sounds. Voice commands for left or right, as the sprinting dog team made their rounds. Once underway, the dogs had no intention of stopping to rest. Their top speed seemed to be inbred. Rivals or not, they raced with zest. Dog's four paws could touch the snow, lift and touch again in an eye blink. A sight to behold, five canines covered mile after mile in sync.

TIME OUT: PLUME PURSUIT

On one practice trip on frozen lake, they raced and stopped together. He searched an island. Friends had asked him to find an eagle feather. He strode the area for a fallen plume, then scoured the hill top. His dog team awaited, but his voice command was...only "STOP!" Dogs anxious to be with their master ran toward him at top speed. He forgot the command "STAY". He was hit by the dog in the lead! Head over teakettle, struck an upright lever, twisted like a spring. Dogs took him home, coiled in pain, like having his butt in a sling.

HOLY DROPPINGS, BATMAN, WHAT A HAUL

He cleaned dog doo doo (that's what dogs do) and filled a huge plastic bag. Once a giant economy size store-bought dog food bag with a price tag. Painfully loading on station wagon rail, he heard the phone ring. "Beer at the Pub, Buddy's here, can you stop?" Yes, he'd drop everything. Bubbles and suds later, he'd need to spread 'used dog food' on corn ground. The huge dog food bag filled with crap was gone!!! He's homeward bound. Smirking, the thief's booty would be the surprise of the ages, he thinks. Moral of the story: (not being dogmatic) crime doesn't pay...it stinks!!

© Copyright 2012, all rights reserved
Orv Alvshere, Fargo, ND

Ashland Sleigh Rally

By Candis Hankin

The 27th Northwoods Harness Club rally held Jan. in Ashland, Wis., was built on questions and surprises. Three days before the event conditions were good, with warm air and good snow cover. The warm got warmer and snow turned to rain and soon the question 'wheels or runners?' started showing up on computer conversations.

Friday night the puddles began to freeze and the wind picked up surprising early arrivals with questionable conditions. Would runners work? Then the best surprise: a course of mixed snowy frozen grass and snow. The sleighs glided effortlessly. Without snow banks there was no waiting in line, no narrow paths to cross, and the horses could go anywhere in any direction. That is, into the strong wind or against it. The answer: Tie down your hat!

Top right: Sharon Hammond (Costumed Female Driver award) drive's a 15 year old Norwegian Fjord when she is not at her day job delivering babies as Dr. Hammond. Her Fjord Packer Pony, a rare breed, was last seen in the Ashland area during the 2011 Packer Parade down Main Street pulling Packer Wagon full of fans from the Chequamegon clinic.



Above: Dave and Pam Dunn (Best Vehicle award) from Shell Lake are also number one in our hearts, devoting much time and energy to our club. Dave drove an original antique swell body Albany cutter. His horse is eight year old Dane who has been in the family since he was two. Dane loves to be around people and is used competitively all over Wisconsin. Dave dressed in a fashion to compliment his passengers, wife Pam and granddaughter Grace who were also wearing vintage clothing.



Above left: Bobbie Kleffman (Northwoods Special award) in her little red riding hood and Jack the donkey were on their way to grandmother's house and joined in the rally. Jack pulled an old fashion stone boat with a load of wood, and there was a basket of goodies too. Bobbie is from Grand Rapids Minnesota where the Riders in Cahoots Club also holds an annual sleigh rally.

Photos by Rob Puls

AROUND THE REGION

Minnesotan Brett Stall Flyin' High

We caught up with Brett Stall while in Rapid City, S.D., for the Extreme Bulls Competition at the Black Hills Stock Show. Stall recently won more than \$36,512 bull riding at the Wrangler National Finals Rodeo in Las Vegas, NV. (See the NFR coverage in the January issue of the Valley Equestrian News-paper.)

"It feels pretty good to be on top. I'm feeling

strong, putting it in perspective and hope to keep it going," Stall said. Stall celebrated his NFR success by following it up with an arena record of 93 points on Ice Tea at the National Stock Show at Denver. Susan Kanode writes for the Western Stock Show and Stall's performance Jan. 18: "Friday night saw one of the most impressive bull rides in the history of the National Western Stock Show Rodeo and when it was all said and done, a

whopping 93-point score was on top of the leader-board." Stall is on the road nine months out of the year. He got his rookie card in 2010 and doesn't know how long he will be able to rodeo. "I don't really know how long; there's a point in time your body tells you when." He talks openly about his injured hip: "The hip is painful - in constant pain, something I have been battling all year. You just block it out; it's only going to hurt for a while. A lot of us rodeo guys, we all of us deal with stuff like

that hurts." He will soon have his hip scoped and he will be out of the game for 3-6 months. Most of the time it's only three months, said Stall. The PRC is made up of 12 circuits in the USA. Stall is in the Great Lakes Circuit. When he's not riding bulls, he likes to snowmobile, work with his cattle outside his family's Detroit Lakes, Minn.



© Photo By Tammy Scheffler

Photos by Tammy Scheffler

Stall Hay and Livestock, in Detroit Lakes, Minn.

"I fish a lot near Detroit Lakes. My grandparents passed away and their farmstead place has a private lake where we go to fish croppies. We fish in the summertime and if I find a day off. My dad is home ranching now and takes care of the livestock while I'm gone. Dad has 250 head of cattle and 30 horses at home; I have 30 head of

cattle. We work all the cattle with the horses. We train a bunch of colts, just ranch horses, not performance horses or anything like that. We make do with what we have."

"When I was a kid it was something I always wanted to do," Stall said of bull riding. "Jake and Sam Nordick taught me how to bull ride. He runs a bunch of cows too, and works his on horseback, too."



that and we finally break down and get it fixed. It's part of the game. When you go to 100 rodeos a year you are going to have the aches and pains and stuff

farm and ice fish. After the NFR win Stall said, "We went to the Lake of the Woods, fished for walleyes and rented a cabin for the weekend." Brett's parents, Bradley and Sandee, operate a beef ranch,



2013 Inaugural Parade Participants

Several equestrian groups celebrated the inauguration of President Barack Obama by participating in the Inaugural Parade January 21 in Washington, D.C. Among them were representatives from AT EASE, who traveled from Wisconsin. The trip was not without tribulation and help from friends. Three of their very special horses and riders (along with banner carriers) are shown right on Pennsylvania Avenue honoring our military

veterans - past, present and future - and our Nation's Commander-in-Chief, President Barack Obama, as well as Vice President Joe Biden on Inauguration Day! More about AT EAST may be found at their web site: <https://sites.google.com/site/ateasefordisabledveterans/> Far right are members of the Montana Delegation, Gov. Steve Bullock, Rep. Steve Daines and Sen. Max Baucus ride horseback in the 2013 Inaugural Parade.

Right photo courtesy of AT EASE and on their web site. More photos available at their Facebook page. Learn more about this group in a future issue of the Valley Equestrian News.



LEARN WHY IT'S NEVER EVER THE HORSE'S FAULT

Charles Wilhelm

HORSEMANSHIP, CONFIDENCE, PERFORMANCE

DVD SPECIALS:

- Ground Manners, Leading & Loading
- Colt Starting
- Round Pen Logic
- Suppling & Riding Exercises
- Trick Training
- Ranch Versatility
- Solving Trail Problems
- Snaffles, Bridles & Hackamores: Proper Bit, Proper Fit
- Solving Pullback Problems, Cinchiness, Handing Feet & Legs

2013 price - Buy any 4 for \$99.95

Check out our website for more Specials!

Charles Wilhelm Training, in partnership with:

BAR SALE, COWTRAIL, CLIPPERS, SPORTS MEDICINE PRODUCTS, CVC SHAVINGS, Ultimate Horse Bedding, HorseTech, HRTV THE NETWORK FOR HORSE SPORTS

Watch Charles on HRTV DISH TV Channel 404 Shows air Sunday at 6:30 pm & 9:30 pm PST www.charleswilhelm.com 510.886.9000

Help Us Help the Unwanted Horse

If you'd like to decrease the number of unwanted horses, visit unwantedhorsecoalition.org today.



A Special Horse on Full Metal Jousting

By Fran Lynghaug

Two knights wheel on their powerful horses to face off, then charge at each other until they clash with mighty blows of their lances in a breathtaking spectacle of brawn and action. The scene is from TV's reality show, Full Metal Jousting where "knights" fight authentic battles to win thousands of dollars in prize money. Only the best riders and horses can compete and the action is caught on high speed cameras for all the world to see.

Among the program's equine contestants, there is a beautiful gelding that stands out from the others. Not only is his color different – at first glance he looks white – but his very presence is surprising for another reason. He is a registered American Cream Draft, the only draft breed native to America and a rarity to find anywhere. His name is Crispin, and though he is highly trained in the unique sport of jousting - which very few horses can handle – his history includes a rescue from meat buyers when he was about four.

Jousting knight Jon Angel first saw Crispin at an auction in Florida and bought him and his fellow barn pal, a Percheron named Palladin, to use for jousting, thus rescuing them both from the meat buyers. Percherons are usually the best horses for jousting because of their can-do attitude, but Angel took a chance on Crispin and

Crispin was willing to learn, he accommodated his rider as a partner, and he displayed great bravery. Adams completed Crispin's training in jousting and the rest is history. The two became an amazing team with many wins to their credit.

Crispin proves that American Creams have what it takes for the rigors of the sport. He is a powerful horse that is very responsive, trusting, and receptive to Adam's commands. His purebred heritage is proven by a registration number tattooed on his bottom lip. True to his breed, his coat is an off-white color, which is the most noticeable difference between American Creams and other drafts.

"Creams," as they are sometimes called, are typically pale cream-colored or off-white with white manes and tails, yet they aren't palominos, albinos, or cremellos. Their pink skin and amber colored eyes are unique breed characteristics, an expression of the champagne color gene. Beyond the obvious color, they also have other definable traits and a blood type that is specific to their breed. They are also recognized by their graceful power and athletic movement which is easy to direct and control. Because they are so maneuverable, they have been used for riding and driving as well as heavy work, so jousting is within their capabilities.

However, most people know nothing about American Creams due to the fact that there are so few of them. With only 100 to 300 active adult Cream mares in existence, the breed's survival is in serious jeopardy. Their amicable, quiet nature and natural abilities add to their appeal, yet because of their diminished numbers, finding even one American Cream is equivalent to discovering a very rare treasure.

The sport of jousting: In Medieval Europe, jousting brought the exciting maneuvers of the battlefield into an open arena for spectators to view. Two knights at a time would engage in

a fight using an extended lance on a charging horse to hit and unseat each other. The goal was to win the opponent's equipment, not kill him. Bouts were won through strength, agility, and accuracy of both knight and horse working together. Only certain horses had the necessary skills and could handle the impact as their riders slammed their lances into each other with up to 1000 pounds of force. It took a steady hand, a steady horse, and a courageous run.

Today real jousting has revived and expanded to encompass 200 competing "knights" worldwide. In North America, interest in competitive jousting has been growing since the 1980s. The increased popularity of tournaments in North America led to the *Full Metal Jousting* series that premiered on television in 2011. These competitions have evolved from staged, predetermined, theatrical performances

at Renaissance Festivals to serious jousting competitions – a true equestrian sport.

Creating the original atmosphere of medieval times is important, so knights wear authentic costumes and gear. The armor is the same design as it was 500 years ago and the lances are solid wood instead of the safer, breakable kind. Horses wear armor as well, but since they are not the target in a joust, armor is technically unnecessary – it's just for show. Audiences love the spectacle and panache of stately horses and their gallant knights.

As modern tournaments multiplied, new rules to protect the combatants evolved and new scoring systems were set in place to determine the winners. The last man unseated wins the grand prize of \$100,000, which is a serious incentive to attract qualified competitors. Winning knights and their horses usually perform as one smooth-running machine, so it's imperative for a knight to have the right horse. It can be the difference between a win or a loss.

It takes a long time to train a horse for jousting. Knights have learned to pick their horses from those that have the same natural capabilities as the original warhorses. Draft horses and particularly Percherons were usually preferred as mounts for knights in Medieval Europe and it is the same today. Horses need to be strong, agile, and big, but not too big. (Crispin is only 15.3 hands.) They must be capable of carrying 140 pounds of armor in addition to the weight of the knight. The armor makes noise when it moves, so horses can't be skittish. They must be flexible and capable of learning new lessons in combat situations.

Most importantly, a knight's horse has to be fearless in the face of an opponent galloping straight at him. Most horses flee from danger, but a knight's horse has to confront danger bravely and be completely trustworthy in a charge. The wall between two rushing knights is six feet high to prevent injury to horses, but the charge is still intimidating. Horses also need to drop their heads during the charge: a horse that carries its head too high can never be a jousting horse.

When the knights run at each other, they don't hit their opponent's horse. They bypass the head of the oncoming horse and aim their lance at a small two inch area in the center of the other knight's chest to knock him off. In Medieval tournaments, horses were greatly valued and hitting one with a lance, even accidentally, was greatly frowned upon. If a knight struck his opponent's horse in a joust, he lost not only the purse, but also his land. A horse that is hurt like this is usually ruined and can't be used in jousting ever again because it

loses trust in the rider to keep it safe. It's imperative for the horse to trust his rider or it will never be any good.

The knight also must trust his horse to perform the correct movement before, during, and after a charge. Few people know that knights can't see their horse's head once their visors are down and the charge has begun. After the first two strides, the knight has to drop his reins to handle the lance. The horse has to complete the charge on its own – there is no connection between knight and control of the charge



Photographs by Jamie Mammano

started training him along with Palladin. Crispin took to the sport and Angel began using him in competitions.

Another knight, Shane Adams, who is also the host of the Full Metal Jousting program, noticed Crispin's performance around 1999 at the Scarborough Renaissance Fair near Dallas, Texas and bought him from Angel in 2001. Adams is uniquely qualified to train jousting horses due to his experience in competitive tournaments since the 1990s and achieving 17 international jousting titles. He also founded several tournaments in the United States and Canada and was president of the World Championship Jousting Association.

Adams recognized a special ability in Crispin for jousting that most horses don't have, a quality that he calls "heart":

R U Ready for Summer Camping, Resorting, and Horsin' Around?

Make your plans and check them twice with the help of the Valley Equestrian Newspaper **Camping and Trail Guide** in April!

- ✓ Dust off the saddles
- ✓ Shine up the brass
- ✓ Oil the leather tack
- ✓ Patch the air mattress
- ✓ Check the propane tank
- ✓ Check the wagon wheels
- ✓ Make your food list
- ✓ What clothes to bring ?

Advertise your goods, services, accommodations and products in the April issue of the VEN!

Call us today!

Kari Hagstrom
(320) 766.2620
Kari.venews@hotmail.com

Dave Olson
(701) 566-3704
Dave.VENews@gmail.com

ND Horses Seized After 96 Found Dead

Article Courtesy the Bismarck Tribune, Jan. 30, 2013 written by Jenny Michael

The Morton County Sheriff's Department has taken more than 100 horses into its care after finding 96 dead horses at a ranch north of New Salem, N.D.

Sheriff Dave Shipman said 96 of 215 horses at the ranch were dead on Saturday. The sheriff's department received a search warrant to seize the rest of the animals. On the advice of a local veterinarian, only the animals in the worst condition will be removed from the ranch, Shipman said. He said there is adequate feed and water for the rest of the horses, and they will be cared for on scene.

"We're in the process of doing that right now," he said.

The case will be forwarded to the Morton County State's Attorney's Office for possible charges.

Shipman said the owner of the horses has a "soft heart" for horses and has been raising and caring for them in his retirement.

"My personal opinion is he just got in way, way over his head," the sheriff said. "He is cooperating with us, and he realizes that there is a problem."

State veterinarian Susan Keller said her office works with local veterinarians to assist officials on reports of animal abuse or neglect. The scope of the Morton County case is "extremely rare," and Keller said recent cold weather likely played a big part in the high death toll.

"You can have abuse and neglect, and death doesn't always result," she said. "Sometimes, timing of lack of adequate feed and water and weather come together. That's probably what happened in this situation."

Shipman said his department began receiving calls about loose horses and concerns about horses not being fed on the ranch in the past month. In mid-December, local veterinarians "scored" the horses and gave recommendations on what they needed to maintain their health. A deputy responded to a welfare check last week and from the road could see two horses dead. Officials obtained a search warrant, which was executed on Monday.

"Some are in OK shape, some are in rough shape yet," Shipman said.

Keller explained that animals need a higher caloric intake of "good quality feed" during extreme cold. All the poor quality hay in the world won't do any good in rough conditions, while quality hay would provide the nutrients necessary for horses, she said. Keller added that owners of horses and other animals should work with a veterinarian to make sure they are getting adequate nutrition during cold spells. Morton County Extension Agent Jackie Buckley, who has not been involved in the case, said "high-energy feed," such as grains, can help, and adequate access to water also is important.

Keller and Buckley both said horses need access to shelter from the wind. Wind chill temperatures could dip to more than -40 this week, according to the National Weather Service.

"They're talking some extended subzero temperatures" in the coming days, Keller said.

WE would LOVE to CARE FOR Your 4-LEGGED FRIEND!

Dog Training and Boarding

WUFF DA KENNEL

www.wuffdakennel.com
Cell: 701-730-0335

FRIENDLY REMINDER
For the safety of your dog, we ask that your dog is current on the following shots:
- Rabies
- Distemper
- Parvo
- Bordatella (kennel cough)
vaccines
(please note that many veterinarians administer the Bordatella vaccination only by request)

Available now!

DENNIS BROUSE ON HORSE TRAINING

Bonding With Your Horse Through Gentle Leadership

The new book by *Saddle Up!* host Dennis Brouse with Fran Lynghaug

This new book covers Brouse's pioneering and unique training methods, focusing on cooperation, encouragement and partnership. All the key horse training topics are covered with clear and concise direction and photography. Help fix your horses – not "break" them!

Available online, at your favorite bookstore, and at www.voyageurpress.com

INCLUDES A 30-MINUTE TRAINING DVD!

Jousting's Special Horse

Continued from page 8

good mood and never dominating. He is soft-hearted and loves children, typically lowering his head so they can pet him. He has different facial expressions and will roll up his lip to "smile" for a treat. He is very careful around people and especially those in wheelchairs. He likes to be hugged and won't move until his fans have left.

Horses from Full Metal Jousting travel on the road constantly with the knights who own them, so they must be capable of handling the stress. They live in box stalls as they travel in trailers from coast to coast across Canada and the United States doing tournaments. When doing the interview for this article, Adams and the knights as well as the horses were traveling on the road as a group from Colorado to Ohio before driving to New Jersey.

A lot of detail and special attention is needed to present a Full Metal Jousting episode. It takes 15 cameras and 5 directors to produce one show, whereas most other athletic shows take only a couple of

cameras. The program has aired in Australia, the United Kingdom, Ireland, countries of South America, and around the world. Ten to 20 million viewers on average have watched the show in North America alone, with horse enthusiasts especially enjoying this new competition.

For more information, contact: christine@knightsofvalour.ca or: ShaneAdams@knightsofvalour.ca

Fran Lynghaug is an experienced horse breeder and trainer. She showed in western classes as well as English and also competed in games and an occasional endurance ride. She has owned a number of different kinds of horses ranging from minis all the way up to drafts. The first book she authored was Horses of Distinction, Stars of the Pleasure Breeds. Her next book, The Official Horse Breeds Standards Guide: The Complete Guide to the Standards of All North American Equine Breed Associations. She has also authored a book with television's PBS personality Dennis Brouse, called Dennis Brouse on Horse Training: Bonding with Your Horse Through Gentle Leadership. Her website is www.Equestrian-Horses.com.

Continued on next page

Reichert Saddlery & Farm Supply

FIRST AVE, PO BOX 94. LEONARD MN 56652

A FULL SERVICE WESTERN STORE

SADDLES & TACK

WESTERN & WORK CLOTHING, HATS & BOOTS FOR MEN, WOMEN & KIDS

FEED FOR ALL YOUR ANIMALS

SADDLE & TACK REPAIR


PHONE: 218-968-2248 • 800-957-2248

Email reichert@gvtel.com • Find us on Facebook



Reichert High Country Rancher

Buy Now - Receive Added Bonus "Blasted Broncs" 7x9 print valued at \$85!



Western Artist Al Shelton

"Cowboy Artist to the Stars"
The Wedding Gift they'll treasure forever!

To order please contact:
Artisan StudioWorks
<http://www.artisanstudioworks.com/>
Toll free (866) 851-8606

"The Old McNetric Place" - the original was purchased by a star of "The Office" television series - stretched canvas signed prints for \$150 (12x16) or \$225 (16x22) plus shipping - signed by artist with signed certificate - Second Bonus: living history audio CD set

Please allow two weeks for shipment

LIVE. LAUGH. LOVE.

Happily Ever After specializes in Equine Photography, High School Seniors and Weddings.



HAPPILY
Ever After

www.happilyeverafterphoto.com 651.335.8198

CULLEN ACRES



Gypsy Vanner

Sport Horse • Drum Horse • Friesian
Sales & Breeding



320-760-1907
Find us on Facebook  Evansville, Minnesota

THE URBAN RANCH

DESIGNER JEANS AND TOPS

FARMHOUSE COUNTRY GIFTS AND HOME DECOR

RODEO STYLE JEWELRY

SADDLES AND TACK

2ND HAND BOOTS & HATS

-GREAT PRICES!

790 WEST MAIN AVENUE
WEST FARGO
NEXT TO THE SPEEDWAY RESTAURANT
OPEN DAILY TIL NOON AND 10:30 - 5:30 SATURDAYS
CLOSED SUNDAYS

Arena Trailer Sales

Show & Sale February 21 - 24, 2013 Cannon Falls, MN

www.arenatrailers.com
507-263-4488

- * 9:00 a.m. - 7:00 p.m. Each Day
- * 300 Trailers In Stock
- * 45 Living Quarters In Stock
- * 10 Major Brands To Choose From
- * On-The-Spot Financing
- * Indoor Showroom
- * Full Service Shop
- * Parts Department
- * Factory Reps Available All Weekend
- * Over 40 Years In The Trailer Business
- * Family Owned & Operated
- * 50 Clean Pre-Owned Trailers
- * Door Prizes & Refreshments

Committed To Providing The Best Trailer At The Best Price!

Proud To Offer:

4-Star Cimarron Sundowner
Bison WW Titan
CM Wilson Delta US Cargo



What's Trending in Rustic Weddings?

By Shannan Stanke

City slickers and country folks seem to be two different breeds of people, but recently have come to agree on a wedding trend: The Rustic Wedding.

Of course, "rustic" is up for interpretation, when it comes to each individual couple. It can mean a little twine tied around candle centerpieces, bridesmaids in burlap and boots, or anything in between!

You'll know you've been invited to attend a rustic wedding often by indications on the invite: pictures of the couple in a field, wording or text indicating a "downhome" casual feel to the event, the ceremony or reception venue in the countryside. Once invited to such a wedding, guests often wonder what to wear.

Traditionally a wedding is a fancy event, and attendees don the semi-formal to formal clothing that has been sitting in the back of the closet. Weddings are often an excuse to purchase a new, updated formal dress outfit. But a rustic wedding provokes questions in the minds of guests: "Will I be overdressed if I wear a shimmery or sparkling fabric? Could I really get away with wearing jeans? Do I get to feel comfortable all day from ceremony to evening's end at the dance?"

Here are some thoughts to help you answer any questions you might have, should you receive an invite to a rustic wedding:

Consider the couple

If you know the couple well enough you can determine whether rustic or country life is something they appreciate outside of their wedding plans. This can help you determine how "rustic" the wedding will be. City dwellers who simply have a fondness for the nostalgia of country things, may be more on the fancy wedding end of the spectrum, while a couple who met at a rodeo and have their gift registry at Fleet Farm might be on the other end of the spectrum.

Consider your relationship to the couple

When deciding what to wear at a rustic wedding, also consider how visible you will be both to the wedding party and to the other guests. Are you the host couple? Are you a distant cousin? If you are in any way involved in the wedding, be sure to consult with the bride before making any decisions about what to wear. Even if you aren't in the wedding party, if you have a role in any wedding activities, such as pouring punch, cutting cake or even handing out programs, you would be wise to dress according to the theme or feel of the wedding.

How out of place a program attendant would be, wearing a knee length fuchsia sequin dress to a rustic

The word 'rustic' is up for interpretation and can indicate a country feel in the sense of wildflowers and champagne, or it can mean cowboy hats and whiskey shots! It might be easier to decide how you as a guest will dress when you consider these things. For a rustic wedding that leans to the western/cowboy trend, your darkest jeans, starched and pressed, can look wedding worthy when paired with an even dressier leather blazer and some over the top jewelry for good measure. A wedding that is more country-whimsical in nature might have a more elegant feel, where you as a guest might blend in more with a dress in a fabric that isn't over the top with color or sparkle. With the current trends, you would be safe to bring out your favorite boots with pants or a dress.

wedding where bridesmaids in soft pastels carried baby's breath in galvanized pails, while pearls and lace graced the aisles of the old wooden pews of the church. By all means, wear that nightclub number if you are a college friend arriving just in time for the dance!

Mothers of the bride and groom have many options as well. The traditional mother's dresses can feel too formal and often stuffy for a rustic wedding, but by all means start at the bridal shop and decide where to go from there. If you are having a difficult time finding something that fits with the theme, consider looking online at different brands and think outside the box. There are many formal western dresses that are gorgeously modern



such as Marikka Nakk, Vintage Collection, Tasha Polizzi, and DD Ranchwear to name a few. A great website for exploring your options is www.cowgirlkim.com

Consider the Venue and Season

Finally, consider the venue and the season of the event. Will the wedding or reception be outdoors? Will it be afternoon or evening? Will you be in a hotel ballroom or a casual rented hall? After you have decided how fancy to dress, decide how warm to dress! Regardless of the season, evenings and air conditioned places can leave you longing for a little skin coverage when you've opted for a strapless gown! Always add a shrug, cardigan or sweater to complement your outfit. Whether you decide to wear it or not will be relative to the occasion, the weather and your mood, but you will be prepared! There is no hard rule saying you can't change your outfit after the wedding to better fit the evening festivities, so feel free to change your style when you do. An option is to wear a more formal dress to the wedding and bring along a more casual, fun outfit for evening should you decide you want to be more comfortable or active.

The beauty of the rustic wedding is that it is a trend that is here to stay for a while,



"COWBOY LEATHER"

We Carry a Complete Line of CODY LEATHER Products! Wholesale and Retail Prices

Call Shari Today
218.385.3835

Come Ride Away With Us!
Dakota Carriage Company
701-347-4069
Home of Majestic Clydesdales and Charming Ponies.
Serving the area for 50 years.

and because it is new to the masses, there are no hard rules for specific etiquette or dress codes to break. The lines are drawn softly and there is much room for interpretation, each one as unique and individual as each couple!

Ideas for Weddings on a Budget

By Sam Bishop

When I first became engaged, no one I knew had planned or had experienced planning a wedding so I went to Barnes and Noble and looked at some bridal magazines and books and came upon "Bridal Bargains" by Denise and Alan Fields. This is the book the wedding industry does not want you to read; it tells you how to plan a wedding on a budget.

You are in bridal bliss and get excited and pay the price. The book explored topics such as purchasing a dress on line. It said to not be afraid to order dresses from China. It's fun to look through magazines and look at pictures.

Utilizing my pageant background and experience in merchandizing at The Urban Ranch Western Boutique, I also read reviews about the web sites and bridal places.

Part of the bridal excitement is shopping for a dress. I still made appointments to go to bridal shops to narrow down the style and fabric I wanted. I ended up ordering a dress that retailed for \$5,000 and I ordered it online for \$650 at Bigdaydress.net. My dress wasn't the exact dress that I wanted from that designer, but they make an exact replica. It's worth it to get a replica. Bridal shops have to mark it up to make a profit.

Our bridesmaid dresses were \$50 each. I went on line and googled "bridesmaids wholesale" and found them in the color and style we liked and we ordered the dresses online. The cost included shipping. My bridesmaids were pretty pleased with that. The dresses ran a little small so I ordered one and had the maid of honor try it on and determined how much the sizing varied.

Many bridal accessories may be purchased on line. I found a jeweled necklace for \$1.99, with \$5 shipping. The veil came with the dress for an extra \$50. A short veil at a bridal store is \$250.

I recommend you find a local seamstress to have the dress fitted; they take the time to get it fit right.

You can still have that moment in the store with moms, sisters, and grandmas

but when it was over I went home and was wise about it and ordered online and it was well worth it in the end. I saved money on the dress I could use for other items more important to me.

I also went to weddingchannel.com and bought a web site. At our web site, people could sign in and RSVP. People like to go online to RSVP rather than use snail mail. When I get an invite I am horrible at responding.

Everything you can order for a wedding you can get cheaper on line. If you google something with wholesale on it, you don't always have to have a wholesale number to order it.

When we put the wedding guest list together, I realized we had to cut costs. If people want to sit down and do the work of it you can really save money by comparing prices and use the wholesalers.

A couple of the biggest expenses we did not budget were hidden expenses like postage: there is postage for the invitations, RSVPs, thank-you cards, bridal shower, etc. The bigger the guest list the more you will spend.

Party favors can also be found online. We ordered mugs with our photo and wedding date imprinted as a guest gift. They were \$1.42 each. We used them at the wedding at the cocoa bar. People filled their mugs with cocoa and we had marshmallows, red hot and chocolate chips for them to choose.

Cutting down the guest list is the best way to cut your budget. When you cut the guest list, you also remove the costs of chair covers, invites, plates, etc. If you cater a meal, the costs escalate.

Bartering can be a great way to cut wedding costs. It can be well worth the time and effort involved. A wedding photographer can be your biggest investment but not one you would want to skimp on. Take the time and contact up and coming photographers who are starting out

on Craigs List, check out their portfolios and offer them something of value in exchange for a reduced cost on your photos. I was fortunate enough to have the opportunity to exchange riding lessons with our photographer, who is also a family friend. Another option is to post an ad on craigslist.com telling photographers what you would like to offer in exchange for their service.

We had some friends that had extra chair covers from their wedding and we were able to use theirs. Borrowing is a huge plus.

The summer before our wedding we were watching rummage or garage sales for items we might use; buying table decorations, like vases, from people's previous wedding works nicely. People shouldn't shy away from using it as it's only been used once.

For our centerpieces the groom went to his farm and cut sumac branches which we spray painted, decorated and used for decorations. We were able to sell them later at a profit. Placing an ad on Craig's List the week of the wedding allowed people the opportunity to pick up the items at the venue and we didn't have to remove or haul them.

If you can get crafty, search the internet to make your items and use 40 percent off coupons or wait for 50 percent off sales to buy the supplies; you can really save money. Thinking outside the box will save a lot of money.

You don't want to economize with a DJ. If you are going to have entertainment, it's best to have people who know what they are doing and run a good show. I have heard of people using an iPod but I think it's worth it to have a DJ.

The new trend is to have a candy bar at the reception so people can scoop candy but bulk candy can be expensive.

I googled "tulle wholesale" as everyone uses tulle, or netting, for decorating. I found a great price and the hall was decorated beautifully. However, it can be

expensive when you are buying hundreds of yards.

For the cakes and cupcakes, don't be afraid of Sam's or Walmart: they are more than half the price of other places; I purchased a two-tier cake for \$40. After taste testing cupcakes in several Fargo/Moorhead bakeries, I was surprised to find that we all agreed that the Walmart cupcakes topped the others in taste and texture. If you buy cupcakes, you don't have to order extra plates or forks as they are in a wrapper and they are finger food.



You can also economize when choosing your bridal party: I had nine and it is common courtesy is to buy them each a gift. I went to a craft store and purchased little make up purses with "bridesmaid" embroidered on them. I also ordered jewelry online at wholesale. They were really cute earrings and bracelets that each bridesmaid could wear at the wedding. It is traditional to buy the accessories for the wedding party so they all match.

Another thing to do to save money on bridesmaids is to buy a little black dress and do different colored shoes in wedding color shades.

I don't understand people spending so much money on a wedding. I think people don't understand they don't have to and don't want to spend the time to shop on a budget.

If I were to sit down to help a bride coordinate the wedding; I would ask what are the few things you don't mind spending money on and won't regret? To me, having a grand, perfect cake and fabulous flowers weren't as important as budgeting in chair covers. We still had a great cake and flowers, but I went simpler with those so the chair covers didn't break the bank! Each bride has something different that is more important than others and once you can pinpoint those you can cut costs on other things, if you know what is important to you.

It takes time to look for ways to economize for your wedding and you will be pleased when you find you still have a little extra cash to spend on those inevitable last minute wedding expense or even extra money for the honeymoon.



PROFESSIONAL FARRIER PROGRAM

MINNESOTA SCHOOL OF HORSESHOEING

6250 Riverdale Drive NW
Ramsey, MN 55303

763-427-5850
800-257-5850

www.mnschoolofhorseshoeing.com

Palma FEED
Formerly Chub Lake Feeds

DRIVE-THRU FEED

651-463-4793

Joe & Marilyn Palma

Monday - Friday: 9:00 am to 6:00 pm / Saturday: 9:00 am to 1:00 pm
26009 Galaxie Avenue - Farmington, MN 55024

The HSUS Forms Responsible Horse Breeders Council

Council will develop strategic initiatives to keep horses out of the slaughter pipeline

The Humane Society of the United States is forming a Responsible Horse Breeders Council composed of horse breeders around the country who are dedicated to improving horse welfare. The goal of the council is to decrease the number of horses in the U.S. who are at risk of being neglected, abused or slaughtered for human consumption. Council members will work with the HSUS to discourage overbreeding and to promote responsible horse ownership and nationwide horse rescue and rehoming efforts.

"We have a responsibility to every horse born, and for some time now there has been a crisis of overbreeding that is having a terrible impact on the welfare of horses," said Keith Dane, director of equine protection for The HSUS. "Horse slaughter has been used as an outlet for irresponsible breeders to continue to overbreed horses and to treat them as disposable commodities. The Humane Society of the United States is working to end this unnecessary slaughter of horses, and we commend the responsible breeders who have chosen to be part of the solution."

"As a breeder of Arabian horses for 30 years, I believe that responsible breeding means not only breeding for the finest conformation and behavior, but also ensuring that our foals lead happy, productive lives," said council member Melissa Forberg. "This commitment to the welfare of our foals must be lifelong and unwavering." As a first step, the council is encouraging horse breeders to sign a pledge to be a responsible breeder. In doing so, they agree to take back any horse they have bred should the horse become homeless or at-risk of being abused or sent to slaughter. More than 800 breeders have already joined the responsible breeder's list. Horse breeders can join the initiative by emailing vpringle@humanesociety.org. Horse owners can also use a list available at HSUS to search for their horse's breeder in the event that they need assistance in continuing to humanely care for their horse.

Facts:
 • Approximately 100,000 American horses are sent to slaughter each year. This

represents about 1 percent of the total population of American horses, as the vast majority of horse owners do not choose slaughter as an end-of-life option for their treasured companions.

- National polls show that 80 percent of Americans favor a ban on horse slaughter.
- In June, the U.S. House Appropriations Committee approved an amendment offered by Rep. Jim Moran, D-Va., to block spending by the U.S. Department of Agriculture to inspect U.S. horse slaughter plants in Fiscal Year 2013. The spending prohibition had been in place since 2005, but was not renewed last year by a joint House-Senate conference committee, leading to concerns that horse slaughter plants could reopen within the U.S. at a cost of about \$5 million annually to U.S. taxpayers.

- The horrendous end for these American icons sold for slaughter begins at an auction, where horses are corralled, sold and crammed into trailers.
- Horses, whether wild or domestic, are routinely treated with drugs that are banned by the U.S. Food and Drug Administration for animals slaughtered for food and are potentially dangerous to humans. Current USDA rules do not require sufficient testing or documentation to ensure that former companion, work and sport horses slaughtered for human food do not contain or have not been administered prohibited substances.

- In 2012, The HSUS launched the Safe Stalls program, a nationwide network of horse rescues, professionals, and enthusiasts who provide emergency care and shelter for horses in cruelty or natural disaster situations. Media Contact: Stephanie Twining, 301-258-1491, stwining@humanesociety.org

Got News?
 Share it with the
VE News Team

Dr. Getty's Tips: Supplementing the Supplemented Feed

For an adult horse with moderate activity, feed .75 to 1.0 lbs per 100 lbs of body weight." These are the feeding instructions for a popular commercially fortified feed. If your horse weighs 1100 lbs (500 kg), you'll need to feed 8.25 to 11 lbs of feed per day. For enough calories? Enough protein? Enough vitamins and minerals? Yes, to all of the above and more. That's a lot of feed! That could amount to three to five two-quart scoops (depending on the weight of the feed) per day. And you'll need to divide it into multiple feedings since meal size should never exceed 4 lbs (your horse's stomach is small compared to the rest of his digestive tract).

Chances are excellent that you don't feed anything close to the suggested amount. Does it matter? Yes. When you buy a fortified feed, most of what you pay for are the fortifications. You pay for the vitamins, the minerals, and any special ingredients such as flaxseed and soybean meals to provide omega 3 fatty acids and protein. The only way your horse will benefit from these nutrients is to feed according to directions. Modify them and you'll need to "supplement the supplement."

For example, this feed provides 100 IUs of vitamin E per lb. If you feed half of the recommended amount, say 5 lbs, your horse would only receive 500 IUs per day. That's the bare minimum, according to the National Research Council, for a 500 kg (1100 lb) horse. Most equine nutritionists agree, however, that this horse at maintenance would do better at amounts closer to 1,000 IUs per day. Furthermore, as activity increases, so does the vitamin E requirement. Therefore, supplementation would be appropriate.

Other nutrients provided to offer enough fat and protein may need to be supplemented when less than recommended amounts are fed; these might include omega 3 fatty acids, vitamins A and D, minerals such as copper and zinc, and a host of feedstuffs. As you can imagine, it becomes very tricky to figure out just how much to supplement. You could simply give half the supplement dosage if you are feeding half the recommended amount, and then calculate how much supplement to feed to make up the difference. If you're not comfortable with crunching numbers, your best source of information would be a qualified equine nutritionist.

Bottom line to "supplement the supplement": Pay attention to labels, weigh your feed using a scale, not a scoop, and keep your calculator handy.

Dr. Juliet M. Getty is an internationally respected equine nutritionist available for private consultations and speaking engagements. At www.gettyequinenutrition.com, sign up for her informative—and free—monthly newsletter, Forage for Thought, read articles, join her nutrition forum, enroll in upcoming teleseminars, buy gift certificates, and purchase previously recorded events. Contact Dr. Getty directly at gettyequinenutrition@gmail.com. Permission is given to reprint this article with credit given to Dr. Getty; please let her know when and where it is republished.

Snow Will Not Meet Your Horse's Water Needs!

Piles of fluffy snow in your pasture—and a horse that nibbles at them—making you think your horse is all set for water this winter? Sorry. Think again, please! The main cause of colic during the winter is from reduced water consumption. Snow will not provide enough water: A gallon (128 fluid ounces) of average-moisture snow only contains 10 ounces of water, far short of the 8-12 gallons of water your horse should consume each day. Also, eating snow will force your horse to burn precious calories to keep his body temperature steady.

Horses will not drink enough when the water is icy cold. Plan on heating your horse's water to 50° F. And don't forget the salt—it is necessary for electrolyte balance as well as to encourage your horse to drink. Either add table salt to each meal (one tablespoon, twice daily) or offer it free choice in a small bucket. A white salt block is helpful, though many horses avoid them. Mineralized or blue (from added iodine and cobalt) salt blocks are only appropriate if hay is the single feed source or if your horse is not receiving minerals from fortified feeds or supplements.

Tip for Keeping Your Horse Waterer Open in Freezing Temps
 Go to your local auto parts dealer for a magnetic engine heater. Plug in and hang it on.

GW TACK SHACK INC
 SADDLES, TACK, CLOTHING, JEWELRY & MORE
218-439-3131

Junction of US Highway 10 and County Road 11
 Audubon, MN
 Open 10 a.m. to 6 p.m. Monday - Sunday
 On site Farrier: Call Koby for appointment:
218.849.5356


Western Saddles:	Halters:	New & Used Boots:
• King Youth Series	• Cowboy	• Montana West
• Weaver	• Stockman	• Durango
• Double T	• Zebra print and more	• Twisted X
• The Rider	• Headstalls	• Tony Lama
• Saddle King	• Bits	• Ariat
	• Clothing	• Nocona
	• Jewelry	

www.gwtackshackinc.webs.com

Youth & Horses: Andrea Anderson, Young Artist

A prolific young artist still in high school, via home-schooling, Andrea Anderson draws and paints constantly, hunts, and takes photos, in addition to training and riding her 4-year-old gelding, Regie.

A surprise colt born to her 18-year-old registered Arabian mare, "Summer," in March 2008, Regie was a bit of an "accident," the result of a young stallion let out of the barn by Anderson at the wrong time. The young sire suffered an unfortunate early demise, so "Regalo" (full name "Regalo De Dios", meaning "Gift from God")



turned out to be a blessing in disguise. They go to fun-shows, and the county fair, taking along her photography, drawings, and paintings to the latter. She has gotten all blue ribbons since she first began entering her art and photography at the fair in 2009. In July 2012, she collected a number of ribbons, several of the blue variety, and a Grand Champion, in the 4-H division, for her creative oil painting of her other horse, a pinto Arabian-cross mare with her horse's real hair inserted in the tail.

Although Anderson was born and raised mostly in east-central Minnesota like her dad, Larry, they have already lived in several other states for brief periods of time, along with mom Angie, older brother Zach, 18, and younger brothers Levi, 14, and Josiah, 13. Their well-traveled past includes southern Texas, Missouri, and Wyoming. At 17, she takes college-level classes from the closest community college and plans to possibly major in art education and minor in design. She wants to be an art teacher for

elementary-age children as well as a studio artist, and give lessons to home-schooled students.

Although a move to spacey new living quarters in a converted church building on half an acre in the tiny town of Quamba this past summer required letting go of much of the family's menagerie of animals, Anderson has also been a shutterbug for some time and keeps memories on film, SD cards, and in the family computers for inspiration. (She gained an entire balcony in the move, with a private large studio area, bathroom and walk-in closet attached to her bedroom, the envy of friends and relatives everywhere!) A high shelf runs around the bedroom and works well for display of a modest collection of Breyer models. This writer would have to plead guilty in "fueling the fire," as Andrea's Uncle Jeff has put it in the past, by contributing a few members of her plastic herd.

Her subjects for artwork and photos are most often horses, but have also included wildlife, sheep and lambs; goats, chickens, and



an elderly Boxer named Susie who fancies herself a lap-dog on occasion. She also has an interest in deer hunting, like her dad and brothers, and they appreciate her deer drawings. Poor Anderson has no sisters, but plenty of girl cousins, friends, and second cousins her age on both sides of the family to fill the gap. Several of those are also horse-keepers and riders, providing more horses and ponies to photograph and draw.

Starting out as probably most artists have, with pencil sketches at a very young age, Andrea first started acrylic painting around 2008, and started to get more serious about painting

in 2011. Earlier this year she got into charcoal and pastels as well.


Anderson's already learned a lot about marketing, with her own self-built website, a recent new batch of business cards, and a little promotion on Facebook.

Branching out from animals and relatives in 2012, Anderson has done a book cover for her maternal grandmother's first novel, *The Miracle Maker* and the

Misfits, and is already on tap for a Friesian drawing to grace the cover of Grandma Dixie Koch's next book, *The Waymaker* and the *Scarlet Cord*, both part of the Mark of God series.

As Andrea's aunt, I may be a bit prejudiced, but I think not over-confident, in joining the rest of the Anderson and Koch families in predicting a bright and successful future for this busy and creative young teen.

By Ronda Anderson



From the Horse's Mouth: Industry News

Humane Society International: Horsemeat Scandal Raises Ethical Questions about Slaughtering Horses

LONDON – In the wake of recent revelations that quantities of horsemeat have been found in beef burgers for sale in the United Kingdom and Ireland, Humane Society International affirms that there is widespread confusion about the origin of horsemeat in the European food chain as well as an aversion to eating horses, as indicated in a recent survey by Ipsos MORI. HSI also raises concerns about inadequate labelling and potential health risks.

"We don't yet know how horsemeat came to be in these beef burgers, but consumers have rightly raised questions about how much is really known about the origin of our food," said Joanna Swabe, Ph.D., European Union director of HSI. "Killing horses for meat raises serious ethical questions and causes extreme disquiet. Horses are sensitive, sentient animals for whom the long-distance transport and slaughter process can be hugely distressing. Research commissioned by Humane Society International shows that many EU citizens would prefer to avoid eating horsemeat altogether and only a very small percentage claim to eat it frequently."

A retail investigation recently conducted by HSI reveals that many EU consumers may be completely unaware of the origin of horsemeat -- or that they are buying horsemeat at all -- due to inadequate labelling.

HSI's report into the availability of horsemeat in Belgium, France and the Netherlands found horsemeat products to be widely available to consumers in these countries in a variety of forms: fresh chilled products, processed horsemeat products, such as sliced smoked meats, salami and sausages. Horsemeat was also found as a 'hidden ingredient' in cheap convenience meat snack products, particularly in Belgium and the Netherlands. The study observes that it is likely that consumers may be completely unaware that these products contain horsemeat.

The retail investigation found that only fresh, chilled cuts of horsemeat were labelled with reliable country of

origin information. In contrast, the study concluded that it is impossible for consumers to ascertain where the meat used in processed horsemeat products originally comes from because the product markings, if present, refer to where the product has been manufactured and packaged, rather than to where the animals from which it derives have been raised and slaughtered.

The horsemeat trade in Europe results in around 200,000 horses being killed for their meat in the EU. Tens of thousands of horses suffer long-distance transportation to satisfy this trade. An additional hundreds of thousands of kilos of horsemeat gets imported into the EU annually from abattoirs in other countries, such as Canada and Mexico. Video footage of a horse slaughter undercover investigation by HSI's affiliate organisation The Humane Society of the United States can be viewed here.

Horsemeat imported to Europe from third countries may pose a risk to human health. Horses in the United States that end up slaughtered are routinely given veterinary drugs banned for use in food-producing animals in Europe. Without assurances that third parties have implemented food safety systems equivalent to those provided by EU legislation, HSI urges the Precautionary Principle and place a moratorium on imports of horsemeat of U.S. origin.

The full report on the availability of horsemeat in Belgium, France and the Netherlands can be downloaded http://www.hsi.org/assets/pdfs/horses_EU_horsemeat_retail_investigation_Oct2012.pdf



Obituaries

Russell Harold Grosser, Founder of Pleasant Hills Saddle Shops, Dies

Russell Harold Grosser, age 89, of Maple Grove (formerly of Deerwood, MN) passed away January 15, 2013.

He was preceded by wife; Patricia, parents; Harold and Idell, brother; Roger "Bud" and sister Marian. He is survived by children; Catherine "Katy" Grosser of Maple Grove, Judy (Charles) Widmark of Maple Grove, Mary Koch of Rogers and Paul "Sarge" (Sue) of Princeton. Grandchildren; Amanda (Robert) Tadych, Jennifer (Michael) Nordeen, Bryan Widmark, Megan Widmark, Tom Grosser and Maxfield Koch, sister-in-law; Irene Grosser and brother-in-law; Richard Buckman, several nieces and nephews.

Russell worked in his family trucking business "Widholm Transfer" until the mid 60's. In 1969 he founded Pleasant Hills Saddle Shop. He had a big heart and was known for helping the elderly and those who were less fortunate. He loved woodworking and his home "up north" and all of his lake friends. His loving spirit will be remembered by many.

Memorial service was held at Word of Peace Lutheran Church in Rogers, Minn.

Minnesota Horse Expo 2013 Brings Horse Breeds on Display, Educational Presentations, Vendor Showcases, PRCA Rodeo

Edina, MN -- On April 26, 27 and 28, Minnesota Horse Expo 2013, sponsored by the Minnesota Horse Council, will celebrate 31 years of bringing horses, horse owners and those who love horses together at the largest breed gathering and equine vendor show in the state at the Minnesota State Fairgrounds.

Eight hundred booth spaces will line Judson Avenue and other buildings with vendors promoting equine related products, equipment and services as well as providing information about horse breeds and riding associations.

Free horse, pony and wagon rides make the Minnesota Horse Expo a family friendly, memorable event for even the youngest. Horses from 50 breeds are expected at the Expo participating in the Parade of Breeds, breed demos or stallion presentations.

Nationally-known speakers scheduled include Ken McNabb, Vitor Silva, Jim Masterson, Trey Young and Richard Shrake. Performing at the 2013 Expo will be the Zuhrah Shrine Horse Patrol.

The Minnesota Youth Horse Association managed Consignment Tack and Clothing Sale held in the Dairy Building during the Horse Expo is the largest fund raiser for the Association.

Minnesota Horse Expo gates open each morning at 8:30am. Businesses are encouraged to consider sponsorships; volunteers are always needed. For more information, visit www.mnhorseexpo.org or call 877-462-8758.

APHA Announces Passing of Dr. Lyle "Doc" Wonderlich

The American Paint Horse Association is saddened to announce the death of one of its foremost contributors, Dr. Lyle "Doc" Wonderlich of Twin Falls, Idaho. Doc lost his battle with Parkinson's disease Sunday, December 30. A longtime member, national director and the 1989 recipient of the Distinguished Service Award, Doc and his wife, Wilma June "Butch," were both inducted into the American Paint Horse Association Hall of Fame in October.

Devoted to the Paint Horse community, Doc and Butch have been mainstays in APHA since the association's founding in 1962. Together, the couple operated Roseacre Farm; owned and showed top horses like Nightwatcher, APHA's first Supreme Champion gelding; and raised seven children. Their dedication to APHA regional clubs included numerous service positions, and Butch served as the association's first female president in 1980.

Doc's passion for Paint Horses extended to the Youth Development Fund and Heritage Foundation (now the American Paint Horse Foundation).


A memorial service was held Saturday, January 5th, at the Episcopal Church of the Ascension in Twin Falls, Idaho.

LEADING STOCK HORSE HISTORIAN AND AUTHOR FRANK HOLMES DIES

A leading authority on stock horse heritage, equine author Frank Holmes died January 12, 2013, near his home in Ramah, Colorado, due to complications from cancer. He was 65.

Born November 3, 1947, Frank grew up in North Dakota, where he cultivated a love of horses. Frank submitted his first article to Western Horseman in 1961 at age 13 and was a published writer by age 14. Though he worked for 18 years as a federal civil servant, he also worked as a part-time equine freelancer beginning in 1965.

A horseman and writer for more than 45 years, Frank had a special love for the history of the Western stock horse breeds, especially the Paint Horse. A student of pedigrees, Frank's knowledge combined with interviews of influential horsemen to create a signature, award-winning blend of articles and books.



Regional Industry News

Minnesota Horse Welfare Coalition's Gelding Project to hold annual free equine castration clinic

ST. PAUL, Minn. (1/25/2013)--On Saturday, May 18, 2013, the Minnesota Horse Welfare Coalition's Gelding Project will hold its 5th annual free equine castration clinic at the Carlton County Fairgrounds in Barnum, MN. The project was launched in 2009 in response to the growing number of horse-related animal humane society investigations, and provides equine castration assistance to owners experiencing economic hardships. To participate in the clinic, Minnesota horse and jack (male donkey) owners must be referred by a certified horse rescue, humane agents or their veterinarian based on an economic hardship. Stallions must be halter broke with two descended testicles and be at least 4 months of age; there is no upper age limit. Castrations are performed by University of Minnesota veterinary students, under close supervision by licensed veterinarians. Castrations must be scheduled in advance.

Contact Krishona Martinson, University of Minnesota, at 612-625-6776 or krishona@umn.edu to make an appointment.

Since the free clinics started in the spring of 2009, 84 stallions have been castrated, and clinics have provided valuable field-experience and training for 86 veterinary students and 30 veterinary technician students. The clinics have saved financially strapped Minnesota stallion owners over \$21,000 in castration fees, and have eliminated 2,100 potential foals.

Financial donations for this program are needed and gratefully accepted. To make a donation, visit <http://minnesotahorsewelfare.org/donate/>. The Minnesota Horse Welfare Coalition is a collaborative effort of the Animal Humane Society, University of Minnesota, Minnesota Horse Council, individuals, and certified equine rescues.

For more news from U of M Extension, visit www.extension.umn.edu/news or contact Extension Communications at ext-news@umn.edu. University of Minnesota Extension is an equal opportunity educator and employer.

Minnesota Hay Bank Established

ST. PAUL, Minn. (1/25/2013) --The Minnesota Horse Welfare Coalition (MNHWC) recently announced the launch of the Minnesota Hay Bank (MHB). The goal of the MHB is to provide temporary assistance to responsible Minnesota horse owners who have fallen on hard times by offering assistance with purchasing hay. By offering feed assistance, the MHB hopes to keep horses with responsible owners, therefore decreasing pressure placed on humane agents and local horse rescues who are already at capacity.

Eligibility for MHB assistance is evaluated on a case-by-case analysis of need. Applicants must be 18 year of age or older, have owned horses for at least 6 months, be a private horse owner or certified equine rescue (boarding and training facilities are not eligible), the need must be short-term, and evidence of a workable plan to avoid future need is required. Applications must agree to no breeding for a minimum of two years along with a mandatory site visit conducted by a MHWC volunteer. Horse owners can complete an application for MHB assistance online at www.minnesotahaybank.org.

After an applicant is approved, the MHB will work with their hay supply to purchase 15 small square-bales of hay for up to 10 horses (maximum of 150 small-square bales). If the owner feeds round-bales or large square-bales, one large bale can be purchased per horse, for up to 10 horses. If the applicant does not have a regular hay supplier, the MHB will purchase hay from one of its reputable hay suppliers throughout the state. Delivery, or pick-up, of the hay is the responsibility of the applicant.

Since opening in December 2012, the MHB has raised over \$10,000 and has distributed over \$3,000 of hay to Minnesota horse owners. Unfortunately, the number of pending applicants exceeds the amount of money remaining. Financial donations for this program are needed and gratefully accepted. To make a donation to the MHB, visit <http://minnesotahorsewelfare.org/donate/>. The Minnesota Horse Welfare Coalition is a collaborative effort of the Animal Humane Society, University of Minnesota, Minnesota Horse Council, individuals, and certified equine rescues.

For more news from U of M Extension, visit www.extension.umn.edu/news or contact Extension Communications at ext-news@umn.edu. University of Minnesota Extension is an equal opportunity educator and employer.

Dennis Auslam to present at Minnesota EquiFest

Dennis is a veteran horse trainer, developing his training program over the last 30 years. Auslam offers a full service horse and rider training facility, Redwood Stables, in Morton, Minnesota. Auslam works with all levels of riders and horses. Redwood Stables offerings include everything from starting colts to finishing performance, halter, pleasure and trail horses. His passion, with each and every horse and rider he works, is to make both the best they can be.

Auslam's training principles and the overall focus of his training program is to utilize techniques that eliminate rough handling of horses. Auslam will offer horse/rider clinics at the Minnesota EquiFest. You will come away from Dennis's demonstrations/clinics with new skills and knowledge no matter how long you have had horses!

Renowned gaited horseman since 1980, Larry Whitesell will be at Minnesota EquiFest. Larry was very successful in the show ring, winning regional and national championships. He has held judges' cards in several gaited breeds.

Initially, he trained using the traditional gaited horse methods, thinking these were the only way to yield to gait. As his training progressed he wanted to train gaited horses to a higher level so they would gait for any level rider and riders could count on them to be safe and dependable. In his quest to learn correctness and lightness, Whitesell began studying classical dressage in the early 1990's from contemporary masters who had studied under Nuno Olivera and at classical schools in Europe. Whitesell continues his education each year from classical dressage instructors both training and riding.

For driving enthusiasts, returning this year will be an ADT Driving Trial. The Arena Driving Trial (ADT) is sanctioned by the American Driving Society (ADS). An Arena Driving Trial is a carriage driving event in which three phases of competition take place in an arena—dressage, cones, and hazard/obstacles.

2013 ADT Officials are Anne Council as Judge and Marc Johnson as Technical Delegate. The Arena Driving Trial will take place on Saturday. Individual dressage lessons with Anne Council will be available on Sunday. Marc Johnson will provide individual lessons in obstacles and cones on Sunday.

The 2013 Minnesota EquiFest will be held October 12, 13 at the Minnesota State Fairgrounds, St. Paul, MN. For additional information visit www.MinnesotaEquiFest.com. Call 763-421-5750 or email info@minnesotaequifest.com,

HOMES FOR HORSES COALITION ANNOUNCES NEW COORDINATOR

The Homes for Horses Coalition, a resource and representative voice of the nation's horse rescue and sanctuary community, announced the appointment of Cindy Gendron as the program's new coordinator. The coalition was formed in 2007 by The Humane Society of the United States, the Animal Welfare Institute and the ASPCA (The American Society for the Prevention of Cruelty to Animals®) to serve as a recognized national network of experts in equine care and government policy affecting equines.

"This new, dedicated position will ensure the success of the Homes for Horses Coalition in helping rescue groups rehome the nation's at-risk horse population and ending horse slaughter and other forms of equine abuse," said Keith Dane, director of equine protection for The HSUS. "The Humane Society of the United States is delighted that Cindy will be leading the coalition's efforts to promote growth, collaboration and professionalism in the equine rescue community."

"Since its founding, the Homes for Horses Coalition has grown into a valuable resource for horse owners and rescues across the country," said Chris Heyde, deputy director of government and legal affairs for the Animal Welfare Institute. "With Cindy coming on board to take the coalition to the next level, the potential for improving the lives of our horses will only get better."

"I am honored to have the opportunity to work on behalf of all equines by joining the Homes for Horses Coalition in this role," said Gendron, a horse owner who previously served as the volunteer programs director for Virginia Beach SPCA.

The coalition has more than 217 equine rescue/sanctuary member organizations. Members are actively engaged in improving the lives of America's equines by providing care and homes to horses in need, advancing the highest operating standards and promoting responsible horse ownership. As coalition members, organizations are offered valuable training sessions, provided information about the availability of financial and other resources, encouraged to participate in an international equine rescue/sanctuary accreditation program and more.

Organizations that operate an equine rescue or retirement facility, equine advocacy organizations, professional equestrians, equine veterinarians and other stakeholders are encouraged to join The Homes for Horses Coalition by visiting its website at Homesforhorses.org.

Stories From YOUR Valley!

4H, WSCA, IHSA, Collegiate, Saddle Clubs, Breed Organizations, and more ... send us your NEWS!

thevenews@gmail.com

Tell us what's going on in **YOUR** valley: Call the **VE News Team!**



EMAIL: thevenews@gmail.com
CALL: 320-209-8523
Event coverage, event listings, share news tips, tell us what's going on in your area.

J & S Farmer's Mill
104 5th Avenue SE
Barnesville, MN 56514
218.354.2247
Toll Free: 1.877.521.0150
Home: 218.493.4574

For all your horse feed!
Jim & Sue Heng, Owners

**Quality Feed
Pays Off!**

Upcoming Events & Classifieds

Feb. 1: Bulls & Barrels Gates open at 5 p.m. barrel racing and bull riding at R&J Event Center in Verndale, Minn.
Feb. 1-23: 63rd Waseca Sleigh & Cutter Festival with events all month long in Waseca, MN. And the Sleigh & Cutter Festival at noon February 9; check out the web site at www.sleighandcutter.org
Feb. 2: Bulls & Barrels, gates open at 5 p.m. at the R&J Event Center in Verndale, Minn. http://randjarena.com
Feb. 2: MN Mounted Shooters Winter Series III at the M&D Farm in Anoka; www.cmsaevents.com
Feb. 2: Winter Series Barrel Racing at 1 p.m. at the Rockin' 3 Arena in Livingston, MT. http://www.rockin3arena.com
Feb. 2: Open Rodeo at Miller's Horse Palace, Billings, MT. www.millershorsepalace.net
Feb. 2-3: Barrel Event with Casey and Shawn Varpness at the MN Equestrian Center in Winona, Minn. http://www.minnesotaequestrian.com
Feb. 9: Central MN Team Penning at Red Horse Ranch Arena near Fergus Falls, Minn. See for more info: www.redhorserancharena.com
Feb. 9: 63rd Waseca Sleigh & Cutter Festival with events all month long in Waseca, MN. And the Sleigh & Cutter Festival at noon February 9; check out the web site at www.sleighandcutter.org
February 17: 2/2 Performance Horses Presents the 2nd Annual "That Others May Live" Benefit Barrel Race at the Schulz Arena in Green Valley, AZ. Contact Emily Zogg 503-507-8639 or go to http://schulzarena.com.
Feb. 16-17: MQHA, Thesing Quarter Horse Show at the MN Equestrian Center in Winona, Minn. http://www.minnesotaequestrian.com
Feb. 16-17: Laurie Hedlund FEI Trainer & Competitor at Stoney Meadow Farms Linwood, KS (913) 908-6692
Feb. 23: Winter Series UBRA Barrels, at the R&J Event Center in Verndale, Minn. http://randjarena.com
February 23: NBHA Barrel Race at Schultz Arena in Green Valley AZ; http://schulzarena.com.
Feb. 23: Hubbard, Minn. Prairie Sleigh Festival with the Grand Parade at

1 p.m. with other events throughout the day including dogsled rides, chili and cornbread feed and more. Call Jim at (218) 237-5203.
Feb. 23-24: Wrangler Team Penning at Red Horse Ranch Arena near Fergus Falls, Minn. See http://www.redhorserancharena.com for more info.
Feb. 23-24: Barrel Event with Casey and Shawn Varpness at the MN Equestrian Center in Winona, Minn. http://www.minnesotaequestrian.com
March 1-3: NCRHA, Reining Horse Show at the MN Equestrian Center in Winona, Minn. http://www.minnesotaequestrian.com
March 2: MN Mounted Shooters Winter Series IV at the http://www.minnesotaequestrian.com
March 9: March Horse Sale at the R&J Event Center in Verndale, Minn. http://randjarena.com
March 9-10: Barrel Event with Casey and Shawn Varpness at the MN Equestrian Center in Winona, Minn.

Hubbard Prairie Sleigh Festival
 Sunday, Feb. 24 -- 11 a.m. to 4 p.m.
 Hubbard, Mn.
 5 miles south of Park Rapids
 Grand Parade @ 1 p.m.
 Chili and corn bread Noon - 3 p.m.
 Treasure Hunt
 2-wheeled cart slide
 Dogsled Rides
 Giddy-up Cart Race @ Noon
 Mulled Wine & Cider @ 2-4 p.m.
 Bonfire
 Exhibitors
 Free Historic Play @ 2:30 p.m.
 Call Jim (218) 237-5203

Herd Reduction
 Foundation Quarter Horse
 Mares for Sale
 (Doc Bar, Three Bars, King, Leo and Poco Bueno)
 mostly used as brood mares, price negotiable
 218-790-1790



Classified ads
Black and White Only
\$10 for up to 50 words
\$20 for a photo classified ad
Color Classified Ad
\$30 for a color photo classified ad
 To place a classified ad call:
701.361.8648
 or send a check to:
PO Box 64, Sabin, MN 56580
 along with your ad copy.

Horse Boarding
 3 Gems Tack & Stables
 1175 85th Ave NW,
 Moorhead, MN
 text/call
701-306-4478
3GT@3GemsTack.com
www.3GemsTack.com
 Offering indoor/outdoor
 boarding for \$250. monthly,
 lessons, indoor/outdoor
 arenas, round pen, trails,
 4-H club and more.

ADVERTISERS' INDEX	
Advertiser	Page No.
Al Shelton: Artist to the Stars	10
Arena Trailer Sales	11
Blairview	5
Cannon Falls Trailer Sales	20
Charles Wilhelm Ultimate Training	3
Cowboy Leather	19
Cullen Acres	10
Dakota Carriage	12
Dennis Brouse Horsemanship	9
GW Tack Shack	13
Happily Ever After Photography	10
J&S Farmer's Mill	16
Lake Region Equine Center	3
Minnesota School of Horseshoeing	13
Palma Feed	13
Reichert Saddlery	10
Urban Ranch	10
Wuff Da Kennels	9

What do YOU need in a trailer?
 The Basics to the Bells and Whistles,
 April in the
Valley Equestrian Newspaper!

What are the current trends in living quarters?
 How to be safe when traveling with your horses?
 Travel problems to watch for.

Call for Great Ad Rates!
 Marketing Specialists
Kari Hagstrom (320) 766.2620
Kari.venews@hotmail.com
Dave Olson (701) 566-3704
Dave.VENews@gmail.com

Creating Your Own VIRTUAL RACING REALITY



-Heather Benson
 Growing up in rural South Dakota, the odds of becoming a horse racing fan likely equaled those of a kid in Miami becoming an NHL player, possible but requiring more ingenuity than average.

The closest racetrack was several hours away and operated only a few short weekends per year. The local newspaper only covered the biggest and most prestigious events and, in that age before the wonders of the World Wide Web, the only other option was purchasing a very expensive subscription to a racing trade publication—which could be a budget-crusher for an eleven-year-old on a paper route income. Obstacles aside, I became that fan and it has led me down many an interesting path to this day.

Luckily, today's wannabe racing fans have it much easier. The internet provides a virtual portal into nearly every aspect of the horse racing world. You can follow the Twitter feed of a Kentucky Derby winning horse, catch instant replays races from around the globe and even race your own "virtual stable", all from the comfort of your favorite arm chair. A few clicks of the mouse or swipe on a tablet can keep you as well informed as any person with track-side privileges at Churchill Downs; it is just a matter of knowing where to find it.

A great place to start is Equibase.com, the central hub for horse racing fans. Here you can find everything from race replays to next weekend's entries at every track in the US to up to date racing news. They offer both free and paid services and no other website offers as complete a collection of thoroughbred racing information. One of my favorite aspects of the site is their free "Virtual Stable".

After creating an account, you can add horses, trainers, tracks and races that you would like to follow. Simply type in the name of any horse in training and you will receive emailed updates your horse works out or enters a race. It is the perfect place to follow the horses and people that interest you most...whether they are contenders for the Kentucky OR the South Dakota Derby!

Many farms, trainers and yes, horses, also now have their own social media feeds on Facebook and Twitter. Animal Kingdom, winner of the 2011 Kentucky Derby, keeps his fans up to date with daily photos from the training track and farms such as Win-Star and Lane's End offer daily updates on new foals and retired stallions. And Ameri-

And while we invite you to read this column in the Valley Equestrian News each month and check out the Back Forty Turf Club blog, there are also a number of racing specific publications available on the web. The racing industry trade publications that were once inaccessible to an eleven-year-old on a budget are now on-

wagering for horse racing is not to be confused with the illegal wagering found on the web for poker, sports betting, etc. Online wagering, also known as Advanced Deposit Wagering, is an important and legal part of the horse racing industry in the United States. Sites such as twinspires.com and xpressbet.com are actually owned and operated by the tracks themselves. Whether you wish to bet or merely to watch your favorite horses run, opening an account is easy, safe and if you happen to win, potentially a whole lot of fun!

Of course, a dedicated racing fan will seek out far more sites that we can cover in this short column; there are literally thousands to choose from. Even if you are suffering through a long, cold South Dakota winter as I am, it is lovely to know that watching the beauty and majesty of my favorite athletes is just a click away. Nothing like watching the horses gallop under the palm trees at Santa Anita while watching the snow fall outside my window!

The Back Forty Turf Club (BFTC) is dedicated to the concept of 'Racing for the Rest of Us'. Join us as we explore the world of horse racing from starting gate to finish line, from the bush tracks of the Great Plains to the elite International racing of the Breeder's Cup, Dubai and Ascot. You don't need to be a "king" to enjoy the Sport of Kings...just a horse lover ready to holler for your favorite when he crosses the finish line first. There is always room for one more at this club! Check out the BFTC website for Heather's blog, racing partnership information and more at www.backfortyturfclub.com.

Heather Benson is a former racetrack executive, professional handicapping analyst and owner of a Triple Crown winner (well, at least a horse that played one in a movie). But far more importantly, she is a still that girl who gets giddy when the starting gate opens and cries every time she watches a replay of Secretariat's Belmont Stakes. Join her each month as she takes you on a journey through the world of horse racing, from top to bottom, with a little bit of everything in between!

List of Links:
www.equibase.com
 Offers up to the minute racing results, entries, news and statistics. Home of the Equibase Virtual Stable.

www.kentuckyderby.com
 The home place of America's greatest two minutes in sports, the Kentucky Derby. Features news, replays of prep races and information on past winners.

www.breederscup.com
 Home of the horse racing's World Championships, the Breeder's Cup. Offers race replays, historical video archives and great photos and bios on past winners.

www.bloodhorse.com/stallionregister
 Showcase of most major breeding stallions in the US and Canada.

www.twinspires.com
 Online wagering website hosted by Churchill Downs, home of the Kentucky Derby. Offers live race video and opportunity to wager on races from around the world.

www.zenyatta.com
 Official webpage of America's racing sweetheart, Zenyatta. Daily blog updates with wonderful photos of Zenyatta, both during her racing days and in her second "career" as a mom.

 All of these links, and many more, can be found on the Back Forty Turf Club website at www.backfortyturfclub.com.

ca's racing sweetheart, Zenyatta, keeps her own daily blog; which, in 2012, chronicled the birth and development of her first foal.

Websites such as kentuckyderby.com and breederscup.com also offer in-depth access for those particular races. Replays of prep races and past winners are available as well as news feeds specific to the horses that will be competing. Each of these sites also offers tablet and smartphone friendly apps. Many tracks also host well-appointed sites offering information and replays of local horses, trainers and jockeys.

line and, more importantly, free. Of particular interest to those wishing to look up pedigrees or check on former fan favorites that have gone off to stud is the Stallion Register available at the bloodhorse.com. Thousands of current breeding stallions are featured, with full access to photos, pedigree and progeny records.

Last, but not least, for those of us who enjoy watching a race live and perhaps putting our two dollars down on that "pretty, chestnut number seven horse", there are the online wagering sites. Legal online

**Elite Trailers.
The Name Says It All.**



EACH AND EVERY ELITE TRAILER IS CRAFTED WELL BEYOND INDUSTRY STANDARDS WITH EMPHASIS ON RELIABILITY, DETAIL, SAFETY AND COMFORT.



Experience the ELITE Difference



2007 Elite GN 8'X33'X7'6" Dlx 3H w/15' LQ & 4' Mid Tack, Solid Hickory, Raised Panels, Sofa-Splr, 2 Barrel Chairs w/Flip-Up Table, 6 cu Refg, 2 Burner Stove, Convection Oven, Ducted AC, 20,000 BTU Ducted Furnace, 60 Gal Water Tank, Western Pkg, Built-In TV, Autosearch Satellite System, DVD-Stereo/ Surround Sound, Pocket Dr w/Full Length Mirror, Huge Bthrm w/Hanging Clsts. Sale Price: \$57,500.00



2007 Exiss GN 8'X27'X7'6" Tall Event XT312 Slide Out, 12' LQ, 6' Slide Out With Sofa, 6 cu Refg, Ducted AC & Furnace, Lg Bthrm, Walk-Thru, 14 Ply Goodyear Tires, Mangers, Escape Door, Dual Hydrau Jacks, Awning. Trailer Used Just A Few Times w/Horses. Mint Condition. Sale Price \$42,500.00



2009 Sundowner GN Horizon 3H w/11' LQ, Sofa-Splr, 6 cu Refg., 2 Bmr Stove, Microw, AM/FM/CD, TV, AC, Ducted Furnace, Upgraded Faucets & Knobs, Soft Touch Walls & Ceilings, Lg Bthrm w/Walk-in Clsts, Lg Shwr w/Glass Dr, Porcelain Toilet, Elect. Jack, Walk-Thru Dr, Escape Dr, Drp Dwn Fd Drs w/Low Mount Latches, 2 Mangers w/2 Access Drs, Stud Dvdr w/Rubber/Both Sides, Padded Slam Latch Dvdrs, Rr Tck. Sale Price: \$39,500.00



2002 Elite GN 8'X28'X7' Dlx 3H w/14' Outlaw Solid Oak LQ, Side Tack, Sofa Splr, 6 cu Refg, Lg Bthrm w/Neo Angle Shwr, Lg Vanity/Sink, 2 Lg Hanging Clsts, Mid Tack w/Clst & Cloth Hanging, Escape Dr, 2 Mangers w/2 Access Drs, Rr Tack w/3 Saddle Rack, 2 Step Awning, Hay Rack & Ladder, Onan Generator. Trailer Very Well Taken Care Of! Sale Price \$38,500.00



2007 Exiss GN 8'X24'X7'6" Tall Sport 3 Horse w/10' LQ, Dinette, 6 cu Refg, AC, Furnace, Microw, Lg Neo Angle Shower & Bathrm, Walk-Thru, Awning-Dual Electric Jacks, Swing Out Saddle Rack, Manger. Trailer In Excellent Condition. SALE Price \$34,900.00



2009 4 Star GN 7'X19'X7' 2H w/8' Solid Oak LQ, 2 Burner Stove, 3.5 cu Refg w/Freezer, Microw, AC, Furnace, Sofa-Splr, AM-FM-CD Stereo w/Inside/Outside Spkrs, TV Antenna & Booster, Sep. Stl, Shwr, Wik-Thr Dr, Awning, Drp Dwn Fd Drs w/Fld Dwn Brs, Collaps. Rr Tck, 2 Post Saddle Rack, 2 Br. Trays, Air Flow-Padded Dvdr w/Slam Latch, All Lined Side Walls. Sale Price: \$29,500.00



1998 Featherlite GN 3H w/9' LQ, AC, Ducted Furnace, Microw, 3.5 cu Refg, Radio, Sofa-Sleeper, Overhead Cabinets, Vanity w/Sink, Shwr, Separate Stool, Walk-Thru Door, Escape Door 1st Horse, Stud Divider 1st Stall, 2 Mangers, Carpeted Rear Tack w/3 Saddle Racks, Bridle Hooks & Brush Tray, Padded Dividers. Everything Works & Serviced Out. Sale Price: \$22,000.00



2005 Exiss GN Event XT300 3H, 4' to 8' Dress Rm, Camper Dr w/Scrn, Carpet GN-Drop&Fir, Saddle Rack Setting, Cloth Rod, Drop Dwn Fd Drs w/Low Mount Latches & Fold Dwn Bars, 40/60 Dble Rear Drs w/Wndws, Collaps. Rear Tack & Dble Cham Locks, Adj. 3 Post Saddle Rack, Full Lined-Insulated & Rubber Sidewalls, Slam Latch Dividers, Rump Wall Wndws, 3 Roof Vents. Sale Price: \$13,500

CANNON FALLS TRAILER SALES

1 Mile East of Hwy. 52 & Cty. 86 • Chuck Erdahl, Owner/Manager - Dan Erdahl, Sales/Service
888-263-7212 • www.cannonfallstrailers.com