

Free - Please
take one
& pass it
around!

Where there are rivers,
There are valleys,
There are horses,
And...


All Breeds,
All Disciplines,
All the Time!

The Valley Equestrian

October 2012

Your resource for equestrian news, events and information

Drafts & Driving



Inside this issue:

- Anna Twinney: *7 Things Your Horse Wants You to Know*
- The Scoop on Futurities
- Mn EquiFest Preview
- Big Sky Draft Expo
- Villa Louis Carriage Classic
- Libby Nordicfest

What is a Futurity or Maturity?

Editor's Note: The Valley Equestrian asked Nikki Medalen to explain the ins and outs of futurities for our readers. Below please find a Q&A conversation between Ley Bouchard and Medalen as a preview to the Dakota 50/50 Sale, Futurity and Maturity being held November 1-3 at the NDSU Equine Center in Fargo, N.D.

VEN: What is a futurity?

NM: A futurity is a show that is limited to a specific group of horses whether that be an age group or some other criteria. In the Dakota 50/50 the eligibility is based on the fact that they must go through the sale. A 2-year-old that is sold as a weanling at the sale is eligible for the 50/50 futurity. That colt always retains its eligibility no matter how many times it's sold. If I have a base price for my colt, if I purchase my own colt back I pay that amount of money and 50 percent is retained by the futurity. There is no such thing as a 'no sale.' That 50 percent retained is the entry fee.

VEN: How do you start one?

NM: The futurity was developed after a group of people in the Bottineau, N.D. area had been watching the Manitoba 50/50 for quite a while and admired the way it was run. They solicited other breeders from the area to see if they would be interested in starting a futurity. The Dakota 50/50 was limited to a membership of 25 at first; now we are at 35 and there are 10 breeders on the waiting list. People leave the futurity when they retire. Over time membership has fluctuated; we have members from South Dakota, Manitoba, Minnesota as well as North Dakota.

VEN: What are the benefits of a futurity?

NM: As a breeder the benefits are that you are able to promote your own breeding program with an opportunity to get your horses in the hands of other people that will work with them, train them and be shown to their full potential. As a buyer, the benefits are that you are able to purchase a colt with an added value, you

and not have to go to Texas to get a good horse. The breeders thought this was a good tool to get buyers here. The breeders thought it was a good tool to be able to promote their breeding program.

VEN: Who was involved initially?

NM: Three breeders sat down to have coffee, they made a list of breeders they thought might be interested, and there were 16 breeders at the first meeting. They told others about it and we had 25 members for the charter membership. Getting sponsorships is crucial. We could not put this on without good advertisers and sponsorships. We have been very lucky getting sponsorships from local businesses that benefit from the horse industry. It is getting easier and easier as the futurity is more popular and the horse industry is coming back a little bit.

VEN: Who is organizing it this year?

We have a core group of members who work very hard at that. Our officers do a very good job. Bill Cook is currently president; that is a 3-year term. Janine Gustafson organizes the Main Event, which is our social event of the futurity. Joe Hinkel is the vice president who is the chairmen of the rules committee.

VEN: Why did you add a maturity, and what is that?

NM: The maturity is a new event added to include horses that are older than 2; the competition is based on ranch horse versatility, with more skills and a higher level of education which involves cattle work for horses 4 years and older; next year it will be 3 years and older - so this will include all ages of horses ever sold in the futurity. That entry fee goes into a jackpot. The maturity will happen Thursday before the futurity.

VEN: Do breeders pay a membership fee?

NM: Yes. There was a \$500 charter membership fee plus \$150 fee each year and a waiting list fee of \$100.



are able to bring a horse back to the show, and compete for that money. The total is \$22,000 this year. That is a great motivation to get them trained and started for their career. If you are going to buy a baby you might as well buy one you are going to make money on.

VEN: How many years to get established?

NM: We started in December 2001 and had our first sale in November 2003; we wanted to lay the groundwork. We wanted to be sure we had enough members and have enough draw that people would come; we wanted a good set of bylaws, and we wanted to get the word out, talk to people and promote the futurity through print material and word of mouth. We were fortunate that the buy-in from the membership was very strong. They believed in the futurity and what we were doing. At the time it was started, it seemed that people felt they had to go south to get good horses; we wanted people to know the breeders in North Dakota were good and you could get what you wanted here

at \$75 per colt. Members are required to sell \$100 of advertising; we ask every member to be involved in a committee; we don't have a person to manage the show so every member has some responsibility. We are happy about the waiting list as it means people are excited about the futurity. We know what the market is and we know we can sell 70 colts. We have to be careful that we don't have so many colts for sale that we dilute the market. The horses consigned are what represent the program; we sell some of the best horses sold in the state; we aren't going to give them away.



Christmas is Coming!

Now is the time to get your business into **The Valley Equestrian Newspaper's Christmas Buyer's Guide**

- Showcase great deals and special offers
- Save with the "Full Season" prices
- Maximize your advertising dollars
- Kick-start your fall sales campaign
- Amplify your internet marketing program by using a customized QR code to drive traffic to your Facebook page, web site, Twitter or email campaigns

For more information on how your business can take advantage of this great opportunity, contact

The Valley Equestrian Newspaper
 (701) 361-4648
 P.O. Box 64
 Sabin, MN 56580

Images from the 2011 Dakota 50-50: top left: Darren Buckles on ZIPPIN ROMANCER owned by LAUREL ROHRER/AMY ENGBRETSON, bred by DANIEL BERNSTEIN

Lower left: Judges watch and score the participants at the Dakota 50-50 Futurity Horse Show at the NDSU Equine Center in Fargo, N.D.

Steve Defrang Performance Horses

- Performance
- Passion
- Patience

Call 507-358-1080 to tour our Rochester, MN area facilities.

15 years training reining champions
 Individualized, Tailored Training
 Modern 4 season Facilities
 Limited Openings
 Now accepting applications

Find us on Facebook

DAKOTA 50/50 SALE, FUTURITY & MATURITY

Nov. 1-3, 2012

- Thursday, Nov. 1
Maturity Show • Noon
- Friday, Nov. 2
Futurity Show • Noon
Main Event Social • 8 p.m.
Country Inn suites, lower level banquet room
- Saturday, Nov. 3
Futurity Show • 8 a.m.
Sale to follow one hour after show • 3 p.m.

Anita Edwards Baumgartner 2011 ©

The 2011 Grand Champion: Sweet Radical Dreams
 Owner/Rider: Nichole Mathiason, St. John, ND
 Breeder: Kelly & Ruby Stuart, Eriksdale, MB

The 2011 High Seller: Myte Famous Invite
 Buyer: Brian Rushinka, Brandon, MB
 Breeder: Kelly & Ruby Stuart, Eriksdale, MB

North Dakota's Premiere Horse Sale & Futurity

NDSU Equine Center

5180 19 Ave. N, Fargo, ND 58102
 1.5 miles West of I-29 on 19 Ave. N.

Vol. 6 No. 9
The Valley Equestrian Newspaper

PO Box 64
 Sabin, MN 56580
 theVENews@gmail.com
 (320) 209-8523

Owner/Publisher/Editor
 Ley Bouchard
 leybou@gmail.com
 (701) 361-8648

**Regional Sales Manager/
 Creative Consultant**
 Tammy Finney
 RR3500@aol.com
 (218) 790-6056

Advertising Consultants
 Kari Hagstrom
 (320) 766-2620
 kari.venews@hotmail.com

David Olson
 (701) 566-3704
 Dave.VENews@gmail.com

Cover Art
 Monkey Mind Studios
 monkeymindstudios@gmail.com

Contributing Writers
 Orv Alvshere
 Katherine Grimes
 Fran Lynghaug
 Charles Wilhelm

The Valley Equestrian News
 is published monthly.

Copyright © 2012
 LeKreations LLC
 All Rights Reserved
 The Valley Equestrian
 Newspaper

What's in This Issue?

About the Cover

Michael Sabatini weaving in cones, driving his Norwegian Fjord team in the International Fjord Horse Show at the J Neils Memorial Park at the Libby Nordicfest held September 7-9 in Libby, Montana. The NW Pacific Promotional Group brings their Fjord horses each year to the celebration to hold an all-Fjord show for the attendees of the annual Nordic festival. Other activities include: the Libby Fine Arts Show, a juried craft show, Viking Encampment, Hardanger Show, food booths, Bunad Parade, quilt show, outdoor entertainment, Nordicfest Parade, Swedish meatball dinner and pancake breakfast, square dancing and more. More about the Nordicfest on page 4.



- | | |
|---|---|
| PG.2 What are Futurities? | PG.12 See Where You Can Pick Up Your VEN: Distributed Now in 27 States |
| PG.6 Powers of the IRS Commissioner Cowboy Poetry with Orv | PG.14 Talking Horses with Kathy Grimes |
| PG.7 Mn EquiFest Preview | PG.15 Upcoming Events |
| PG.8 Villa Louis Carriage Classic Big Sky Draft Horse Expo | PG.16 Industry News |
| PG.9 Charles Wilhelm on Natural Horsemanship | PG.17 Anna Twinney: Seven Things Your Horse Wants You to Know |
| PG.10 American Cream Draft by Fran Lynghaug | PG.19: Gypsy Vanner Horses Libby, Mont. Nordicfest |



Pictured above: Teams pull hay skids at the Big Sky Draft Horse Expo - page 8

Pictured top left: A two-horse cart at the Big Sky Draft Horse Expo - page 8.

Left: Anna Twinney: More on page 17

Editorial Information

The Valley Equestrian, printed monthly, welcomes free-lance articles, cartoons, artwork, poems, photographs, etc. that we might use in the publication. We accept no responsibility for the material while in our hands. Materials will be returned if sent with a self-addressed, stamped envelope. Photographs or graphics electronically submitted should be in color and must be at least 280 DPI resolution and four inches wide.

Copyright Notice: The Valley Equestrian is copyrighted and protected by federal copyright law. No material may be copied, faxed, electronically transmitted or otherwise used without our express written permission. Requests for reprinting must be submitted in writing to the editor.

Disclaimer: Articles that appear in The Valley Equestrian do not necessarily reflect the views of the editorial staff, officers or employees and publication of any article does not constitute endorsement of the views expressed. Accuracy of all information is the responsibility of the authors.

Advertisements published in The Valley Equestrian do not constitute endorsement or recommendation of such product or service. The Valley Equestrian does not condone the alteration of horses in any photograph that appears in advertisements in the newspaper and accepts no responsibility for the accuracy of the photographs used in the advertisements supplied by others than its own staff. The onus is on the reader to satisfy themselves about the appearance or conformation of a horse before making a financial decision.

Errors: The Valley Equestrian Newspaper shall be responsible for errors or omissions in connection with an advertisement to the extent of the space covered by the error.

Find the Valley Equestrian Newspaper

now at these NEW locations!

Gartner Tack
 Gartner Arena
 Chatfield, Minn.

Murdoch's
 Butte, Montana

See the complete VEN distribution list at:
www.theveonline.com

Publisher's Clipboard

Dear Readers,

After a long, dry summer, fall is upon us; the show season is winding down and the fall events, harvest festivals, thrashing bees, driving and carriage festivals are being celebrated in this month's Valley Equestrian News.

See the Big Sky Draft Horse Expo and the Villa Louis Carriage Classic on page 8; learn a bit about Gypsy Vanner Horses on page 19, American Cream Draft horses on page 10 and draft events around the country throughout this issue.

Anna Twinney has tips for understanding your horse on page 17 and everyone will have a chance to meet her in person at Spirit Horse Center near Brainerd, MN later this month.

Page 2 features an article on futurities explained by Nikki Medelen who will be with VEN team members at the Dakota 50-50 Futurity and Maturity November 1-3 at the NDSU Equine Center in Fargo, N.D. Come out and see some great quarter horse stock and meet the folks that make this a great event!

Also be sure to check out the MN EquiFest October 13 and 14 at the St. Paul Fairgrounds. There will be some great performers, clinicians

and an opportunity to start and finish your holiday shopping for that someone special on your Christmas list. Read more about the MN EquiFest on our preview on page 7 of this issue and a recap of this 6th annual event in the November issue of the VEN.

This issue is dedicated to my Uncle Irving Storsved who died September 28 after a long battle with cancer. He will always be a favorite uncle; we shared a love of Norwegian Fjords, chickens and photography. A world traveler, genealogist, engineer, and farm boy at heart, he was always supportive of me and my endeavors and never critical of my life choices, although there have been a couple questionable ones. He will be dearly missed in our family which now counts one less patriarch.

We hope you enjoy this issue of the Valley Equestrian News' please support the advertisers that make it possible. Check us out next month for Christmas giving ideas, a tribute to horse club secretaries (we didn't have room this month as we hoped), and more event coverage around the region.

Happy Trails!
 Ley Bouchard, Publisher/Editor

From Our Readers

Letter to the Editor;

The North Dakota Cowboy Hall of Fame (NDCHF) was saddled up, and rarin' to go this 2012 tourism season. The chute gate was cracked wide open - and we gave 2012 a heck of a ride! This travel season, our award winning Center of Western Heritage & Cultures: Native American, Ranching and Rodeo was exposed to several thousand people experiencing North Dakota's cowboy way - many for the first time. We want to thank the Theodore Roosevelt Medora Foundation (TRMF) for its clever incorporation of the North Dakota Cowboy Hall of Fame - Center of Western Heritage & Cultures in to this year's production of the Medora Musical. We sincerely appreciate the efforts made in doing such a great program. The show was top notch entertainment. A cowboy is fortunate to have a good neighbor to share a fence-line. TRMF is our good neighbor, as we are to them.

TRMF was a vision of Harold Shafer, who would have been 100 years old this year, to preserve the legacy of the town Medora. The NDCHF is the reality of a vision by our founding president Evelyn Neuens, a vision shared by countless others across this state, to preserve North Dakota's rich western heritage and culture. Currently, the NDCHF is updating our

strategic plan as we move into a new era. We are addressing new opportunities for our organization as well as identifying enhancements and upgrades to our premier interpretive center - the Center of Western Heritage & Cultures: Native American, Ranching and Rodeo, in Medora.

As we acknowledge TRMF for this great partnership, we also thank the people of North Dakota who have visited our Center and have given to the North Dakota Cowboy Hall of Fame. We are very grateful to serve as the Trail Boss in sustaining North Dakota's resilient western way of life, its cowboy culture and rich western heritage. Saddle up and let's ride!

Sincerely,

Raymond S. Morrell
 Executive Director
 North Dakota Cowboy Hall of Fame
 Center of Western Heritage & Cultures: Native American, Ranching and Rodeo
www.northdakotacowboy.com
www.facebook.com/northdakotacowboy
 701-250-1833 (Corporate Office)
 701-250-1835 (fax)
 701-623-2000 (Medora Center)

Got News?
 Share it
 with the
 VE News Team

701.361.8648
 thevenews@gmail.com
 or snail mail:
 The VE News
 Box 64
 Sabin, MN 56580


25th Annual Libby International Fjord Horse Show

The 25th Annual Libby International Fjord Horse Show sponsored by the Pacific Northwest Fjord Promotional Group was held September 7-9 in conjunction with the 28th Annual Libby Nordicfest at J Neils Park in Libby, Montana.

According to their web site, the fjord horse has been the darling of Libby Nordicfest since the early days of the festival. ... The fjord, a breed dating back to the time when Norse soldiers wore heavy armor and carried massive spears, was first introduced in the United States in about 1888. Franklin Delano Roosevelt's uncle Warren Delano is on record for importing a herd of the cream-colored gentle giants in 1900. The most distinguishing feature of this breed is its mane. When trimmed, the mane stands stiff with a streak of black hair splitting the blond hair on either side. Fjords are small as far as draft horses go, standing an average 14 hands tall, compared to Clydesdales or Belgian draft horses, which average 18 hands. Another difference between fjords and other draft horses is their attention-seeking nose. Fjords nudge and nibble at your hand until you give them the obligatory rub on the snout. Draft horses are known to be highly agile like quarter horses or palominos. But fjords have competed and performed exceptionally well in reining and cutting competitions.

Nordicfest includes reining competitions, a combined driving event and demonstrations of freestyle reining and farm equipment hauling as well as a number of riding and jumping events to show the versatility of the breed and the abilities of the riders. More information about the Nordicfest at: <http://www.libbynordicfest.org>

The Pacific Northwest Fjord Promotional Group (PNFPG) is organized as a non-profit, non-political, international organization. This group's purpose is to promote interest, ownership, and the safe use of Norwegian Fjord Horses. We are about the business and the pleasure of promoting the unique versatility and disposition of this wonderful, rare breed by members' participation in parades, horse shows, fairs, expositions, trail and mountain riding, as well as special functions wherever possible (driving, pulling, riding, halter, cow work, dressage, and even reining). We advertise, by doing all of the above, the varied uses and positive traits for which the Norwegian Fjord Horse is known.



Top: Dick Renfro's four fjords abreast; Middle: Samantha Finnoe with Deilig; Bottom: Alan Zohner racing home with Varg and Arkin

Photos by Larry and Sarah Coles of Idaho

REACH YOUR MARKET

Advertise Your Business in the Valley Equestrian Newspaper

- Reasonable & Competitive Advertising Rates
- Reach thousands of dedicated readers monthly in 27 states.

Contact:
Kari Hagstrom @ 320.766.2620
Tina Tamke-Boury @ 218.230.1156
Dave Olson @ 701.566.3704
Randy Isham @ 320.237.3831

Call today to get YOUR ad in the next issue!

The Powers of the IRS Commissioner

By John Alan Cohan, Attorney at Law

Wouldn't it be nice if the horse industry had an advocate in the White House? Ann Romney, horse-woman, could be just such an advocate as First Lady. Her horse competed in the Olympic event of dressage, and she has long been an advocate for the use of horses for physical therapy.

The President has substantial power to implement policy within the IRS, and the IRS is the enforcer of tax laws. The IRS Commissioner is appointed by the President, with the consent of the Senate, for a five-year term. The Commissioner administers, manages, enforces, and supervises the application of IRS laws and related statutes. The term of the present IRS Commissioner, Douglas Schulman, expires in November, and a new appointee will be named by the President, subject to Senate confirmation.

Section 183 of the IRS Code pertains to activities "not engaged in for profit." This provision is used to disallow deductions for horse owners and all other farming-ranching activities as well as other ventures ranging from multi-level marketing to air charters. How this provision is applied and interpreted is something that the IRS Commissioner can and does influence.

The recent trend in audits has been to regard horse activities as hobbies. A document relied on by auditors, referred to as the Market Segment Specialization Audit Technique Program Guide ("MSSP"), encourages auditors to presume that taxpayers in the horse industry are motivated by personal pleasure and recreation.

The document directs auditors to inquire about business plans: "The taxpayer should have a formal written plan. This plan should demonstrate the taxpayer's financial and economic forecast for the activity. The plan should show a short range and long range forecast for the activity. The forecast should allow for changes due to potential unforeseen and fortuitous circumstances." Auditors are asked to be on alert for "canned" business plan documents.

The IRS document also advises revenue agents to be on alert for bogus appraisals that show how improvements such as barns, arenas, pastures, fencing, breeding sheds, stalls, storage facilities, and landscaping help to increase the value of the taxpayer's farmland.

Revenue agents are also advised to challenge the taxpayer's "material participation" in the horse activity. Under this legal test, you are permitted to deduct losses relating to a horse partnership against your other income only if, among other things, you "materially participate" in the activity. This is often a difficult standard to meet if professional trainers and other managers are hired to attend to important details such as

training and development.

The IRS has a reputation for indifferent customer service, long wait times on calls, and abuse towards taxpayers who are supposed to be served. In situations where taxpayers have a history of losses, revenue agents tend to view business records of such taxpayers with heightened scrutiny. It is important to keep hard copies of all evidence that shows your manner of keeping records and that might reflect your business motives. For example, keep originals of magazine advertisement (including the entire magazines in which they appear). If you update written business plans, it is important to retain the earlier versions (all of which should be dated) rather than superseding them in a computer generated update. With respect to payment to vendors and trainers, it is often the case in the horse industry that some vendors and trainers do not issue formal invoices, but you should always insist on obtaining invoices from trainers and other personnel and vendors, and keep them as part of your permanent records.

You should maintain a dated customer list consisting of persons who have contacted you regarding horse sales. It is helpful to also keep dated memoranda of telephone conversations to memorialize phone conversations with potential customers. All sales of horses, leases, breeding agreements, and other contracts should always be in writing. All contracts should be completely filled out with the parties' names and the name of the horses, and the date of the contract. You should keep signed and dated copies of all such documents rather than keeping computer generated forms of them.

Audits are the "lifeblood" of collecting additional revenue for the U.S. Treasury, but IRS philosophy has, for many years, made it difficult for taxpayers to defend themselves. In the event you are audited by the IRS you should seek legal advice at the earliest stage and work with legal counsel and your accountant to convince the IRS of your intentions.

Audits are always a difficult experience for taxpayers. Changes in IRS policy depend on who the next IRS Commissioner will be, and in turn who the next President will be.

John Alan Cohan is a lawyer who has served the horse, livestock and farming industries since 1981. He serves clients in all 50 states, and can be reached by telephone at (310) 278-0203 or via e-mail at JohnAlanCohan@aol.com, or visit his website at www.JohnAlanCohan.com.

Show Us Your Winners! Send Us Your Photos!
Make the Valley Equestrian News your community horse paper.
Call or email today! See it here next month! 320-209-8523 or thevenews@gmail.com
Take it to the barn - Share with Your Horse - Spread the Pidel



The Valley Equestrian: Local Wherever Distributed!
Got News Tips?
Email us at: thevenews@gmail.com or
Call: 701.361.8648
Tell us about the news in your region;
we'll follow up and give you credit!

COWBOY POETRY WITH ORV

SAILOR'S LETTERS TO/FROM HOME

Boot Camp, Then Out to Sea

Dear Mom,
It seems like only yesterday I was at home; I unsaddled my horse, Patted my dog's head, gave hugs, boarded a bus for a Navy boot camp course. We rose early, trained hard and with extreme fatigue, flopped into bed. Facts and concepts came so fast. I had trouble keeping them straight in my head. We've met and made Many friends. We gave our word to protect our great land. We try to visualize the ship, the open seas and the life of a deck hand. We're physically fit, play sports on our off time and harmonize off-key. Meals are prepared in huge proportions. They brew a barrel of coffee.

Missing and Reminiscing

Some fellow trainees attended schools with thousands in their enrollment. Some rode a horse to a one-room school and enjoyed it to their heart's content. One left his mountain home and Herefords and his working cattle horse, Went from working alone to a large group and will learn to do weather reports. We recall the days before indoor plumbing and the 50-yard dash To the upright sanitation station. We laugh about it and rehash. At night there are many card games, but they won't get any money off me. We boast of our fav'rite baseball teams and tip a cup of coffee.

7 Seas 4 Winds Same Sky & Sunsets/We're Shipshape

Some of us rural youth wonder what life will bring & what's in the cards? We come from hamlets so tiny we'd spoof and call them the "Whole 9 Yards." That's why we joined the Navy to see the world. We're all Noah's son's; We share the sky, clouds, and sunsets. We ask what's over the horizons? Another friend left his longhorn cattle and horse and hung up his rope To defend our country, repel our enemies and to give us hope. He trained thoroughbreds, but his favorite steed was an off-breed. We share common ground. Guard duty tonight. Love, Gary P.S. I need some coffee.

Salt Water Toffee at Home/Tell us What You See at Sea

Dear Son, You gave us a burst of pride. Your grandfather would be so proud That you stand on your own two feet and are not following some aimless crowd. His sailor's cap still adorns our mantelpiece. Nations' flags fly high. The red sandstone mesas shine after the rain, as we watch the eagles fly. Be true to your country. We came from a different heritage. We know we're all Americans at heart. Respect each other but don't burn one's bridge. Take time to practice your artistic talents. Please write on your off week.

Weigh Anchor (must've weighed a ton)/Sea Breezes/Salt Water and A Twist of Fate

Dear Mom, We shipped out to Midway Island. We joked of sharing the ride. We now have our 'sea legs' while the waves and the storms we've taken in stride. We've learned occupational skills, leadership and dependability. Learning and efforts have a pro and con inevitability. Most screw-ups are taken in stride. We follow orders; we just do it. Some salty old sailors have salty language. As you'd guess, they just 'chew it.' Serious moments have a counterpart of light moments, perhaps off-beat; Like the incident I'll describe to you, about making coffee.

Like Stepping in it on the Poop Deck/Pickle Juice Flavored?

We'd not seen land for months. The sky and the sea go on forever. Sharing duties, I volunteered to make a barrel of coffee, however, In the world of supply and demand there are valuable commodities. Quantities we take for granted can become short supply, scarce oddities. For years, hot and cold spigots are right and left. I filled and percolated. The boss "gulped" and spit it out. Salty language made me educated. Salt water contaminated coffee! Scarce coffee founds out at sea. Disappointed sailors and I'm the fall-guy, from the salt water coffee.

© Orv Alvershere, Fargo ND
(Thanks to Waya'ai Keene, acclaimed New Mexico artist, for the predicament story.)

Final Touch Proofreading & Editing

Need Grammar/Punctuation/Spelling directions to get to your writing destination?



I'll gladly guide you along your journey. No funny, fake voices! Just genuine dedication to you and your project:
• business communications/ads
• articles, books, blog posts
• resumes, cover letters

Heidi Mann

http://FinalTouchProofreadingAndEditing.com
Final.Touch.Proofreading@gmail.com

Mn EquiFest: Fall Festival of Horses

Something for Everyone at this Celebration of the Horse

Be sure to mark your calendar to attend the Minnesota EquiFest, October 13 and 14th at the Minnesota State Fairgrounds, St. Paul, MN. There will plenty to see and do at this year's event.

This year will be the first time an evening clinic will be offered with Ashlia O'Dell, Ridge Road Stables, Webster, MN. Sign up for a class and hone in on your skill level.

Justin Mundt, Ridgeland, WS is a horseman who brings his "No Shenanigans" approach to horse training in a step-by-step fashion. Justin believes you gain a horse's respect from the ground up. It is his philosophy that almost any problem you have under the saddle can be fixed or improved by doing groundwork exercises to gain more respect and responsiveness. Justin will work with these methods at the EquiFest.

Interested in Classical Dressage? Take a clinic with Karen Lee, Hay River Stables, Boyceville, WI. Karen is a USDF Bronze and Silver Medalist and a dressage judging program L graduate with distinction. She has ridden horses for over 30 years. Karen believes that soft focus and consistency works best when teaching horses new skills.

Another clinic one may want to sign up for is Western Dressage with Barb Anderson Whiteis, Caille Farm Equestrian Center, Monticello, MN. Barb is trained in Western (Pleasure and Reining) and Saddleseat styles of riding. Her background in both Western and English styles of riding make the emerging sport of Western Dressage a perfect fit as well.

Several schooling shows will take place during the EquiFest; Western Dressage, Classical Dressage, Eventing and the Western Dressage of North America.

Take on the Midwest Equine Agility Association Challenge with Chris Vinson at the helm. Chris trains out of 3S Ranch in Boyceville, WI. The process of mastering obstacles helps build confidence in both the horse and rider while enhancing their communication as well. Chris is presenting a clinic using obstacles in her training program for over 15 years. During the time spent with participants Chris will help horses and their human's overcome their reluctance to attempt something unfamiliar.

One of the highlights of this year's EquiFest is the ADT Driving Competition. Building on several years of driving clinics this will be the first Minnesota ADT (Arena Driving Trial). An Arena Driving Trial is a carriage driving event in which three phases of competition take place in an arena: dressage, cones and hazards/obstacles. For many baby boomers driving is an exciting way to stay connected with horses.

Cassie Sprenger, Complete Equestrian Company, will provide clinics on The Sane Speed Horse and the All Around Thinking Horse. Cassie is a very accomplished rider, trainer and clinician. She has been teaching people how to ride has been training for over 10 years. She excels at providing

her students, both human and horse with tools to be confident, safe and effective. Her low pressure teaching style leads her students to reach their goals in a timely manner and be proud of their accomplishments.

Tom Tweeten, PhD, will give several presentations. Dr. Tweeten has a PhD in Chemistry and is also an avid horseman from Minnesota. He has developed a line of grooming and conditioning supplies second to none in the Equine World.

Deb Racheter, is owner and founder Crest Ridge Saddlery of Lowry City, MO. Since 1998, Debra has been professionally fitting horses which led to designing and manufacturing saddles. Her experiences led her to become a master saddle fitter, specializing in gaited horses and mules. Don't miss her demonstrations!
There will be other speakers and demo's throughout the weekend offering many things to see and do along with shopping at vendor booths. Consign your tack at the Tack Sale taking place both Saturday and Sunday.

A Saturday evening Equine Extravaganza will include, jousting, western dressage, roman riding, jumping, drilling, drill teams, classical dressage.

Sponsors of the Minnesota EquiFest are Horse Digest, Great Plains Foods, Dahl Graphics, Minnesota School of Horseshoeing. We thank them for their support in promoting the EquiFest.

For booth of other information please contact Nancy Duggan, 763-421-5750 or nancyduggan@rtduggan.com. Website www.MinnesotaEquiFest.com. For advertising information please contact Linda Dahl at Dahl Graphics, 651-353-8188.

Living the Dream: Barb Anderson Whiteis to Hold Clinics at the MN EquiFest

By Ley Bouchard

A little girl with a love of horses before her first rocking horse, Barb Anderson Whiteis has ridden since she was 4 years old. Find her a pony at the fair, a birthday party or nearby boarding stable, riding horses is her passion and a lifestyle she has worked her life perfecting.

We have an opportunity to see and hear Whiteis in action at the 6th Annual MN EquiFest October 13 and 14 at the State Fairgrounds in St. Paul, Minn.

Whiteis will demonstrate Western Dressage, one of the newest equine disciplines.

Although dressage and western pleasure have been practicing disciplines for centuries, putting the two disciplines together is a rather new innovation.

"I ride pleasure and reining and also dressage horses. I had horses at the dressage place and rode at the western place - so that's where I was getting the dual thing of western

and dressage," said Whiteis. "I was using the western saddles to ride dressage. We are doing a lot of the same things with a different style i.e., loose reins and tight reins. Even though you are moving the horse body on the same principle you do it

with different bits and rein contacts." Western dressage term took hold on the last 3-4 years. According to the web site Midwest Western Dressage, at: <http://www.midwestwesterndressage.com>.

"Western Dressage's primary goal is to bring the training benefits of dressage movements like shoulder-

thought it was interesting. But I rode my dressage horse in a western saddle because I liked it and I could do the same thing, something to hold onto so I didn't get bucked off!" Whiteis said.

"They are starting to design saddles for western dressage. I just saw some in a magazine," Whiteis

continued. "I like the saddle and I feel I can do better in it."

"Right now, a couple of the organizations are putting out rules and it is just verbatim as for western, classic western saddle, silver is not required or added value, the headstall, reins, you cannot use training devices in a class, like a martindale or tie-downs. It's not much different than western as I can see right now. It will change

as they start to have classes at recognized shows." "I have been showing on the dressage circuit and a few Arab national shows but because of my western background, it is very appealing to me. I start the horses in western because I am comfortable doing

that. I feel like I can go, go, go not whoa, whoa, whoa - because of my western background." "Some dressage folks feel that western is so mean with the big bits and how can you feel the horse with a big saddle," said Whiteis, "but you can do it very well in a western saddle. The bulk of it does not inhibit the horse being sensitive to the aids. "I'll be giving three clinics, lesson times: one is softness or suppleness, developing that in your horse. One is riding with one hand versus two hands and different reining techniques. Using dressage movements to control your horse - moving the horses' body and what you can achieve by doing it."

Participants will pay a fee to attend. It is free to audit with the MN EquiFest admission fee.



Western dressage with Crimson Rose at the 2011 MN EquiFest at the state fairgrounds in St. Paul, Minn.

6TH ANNUAL

Minnesota EquiFest

Horses for All Seasons

October 13-14, 2012
Minnesota State Fairgrounds
St. Paul, Minnesota

Region's Premier Fall Equine Event

MARC JOHNSON
Driving

KAREN LEE
Classical Dressage

BARB ANDERSON
Western Dressage

CHRIS VINSON
Agility

CASSIE SPRENGER
Western

ALISHA O'DELL
Jumping

Much More!

Eventing
Western Games
Carriage Driving
Roman Riding
Jousting
Drill Teams

Equine Trade Show
Great Christmas Shopping
Breed Demos
Tack Sale
Lectures

Watch the website for updated info!

Show & Vendor Information
763-421-5750
info@MinnesotaEquiFest.com

www.MinnesotaEquiFest.com

Program Advertising
888-403-2060
mef-ads@dahlgraphics.com

Drafts and Driving Around the Region

Villa Louis Carriage Classic

PRAIRIE DU CHIEN, WI – Over 100 spectacularly turned out drivers competed in the 32nd installment of the Villa Louis Carriage Classic on September 7-9, 2012; this horse-drawn carriage event has become a destination for the Midwest's most elegant carriage competition. The 2012 show featured drivers from Wisconsin, Iowa, Minnesota, Illinois, Michigan, Missouri, Kansas, Nebraska and South Dakota. The competition took place upon the grounds of the Villa Louis Historic Site, which is owned and operated by the Wisconsin Historical Society.



Top: Karen Arkebauer, from Dodgeville, Wisconsin, is driving her antique wicker phaeton, made in 1905 by A.T. Demarest, put to her American Draft Pony, Dash. Above center: Candis Hankins, of Cable, Wisconsin, drives her quarter ponies, Juneberry and Sugarbug as a tandem on the cross country obstacle course. Right: Kriss Timpe, of Maple Plain, Minnesota, is driving her Friesian gelding past the judge, Mickie Bowen. Riding on the Harewood Sporting Gig, is Terry Shaw. Bottom: The Villa Louis mansion is the backdrop for the arena competition, the Club Tent in the background is the site for catered meals and social events at the show. Photos by Rob Puls.

brightest stars was the Junior Driver division. Luke Dahlberg, of Solon Springs, Wisconsin, took home the championship despite some very stiff competition from other young drivers. Kicking off the event in 2012 was a popular "Sporting Day of Traditional Driving." This event was judged in three sections where competitors were judged on the presentation of their turnout; the judges inspect the cleanliness and neatness of the horse(s), vehicle, harness, driver, and passengers. Then the carriages embarked upon a country drive, around the Saint Feriole Island, wherein they encountered five "driver's tests". The tests were intended to assess skills in driving and preparedness for actual events along the road. Following the country drive, the competitors drove a cones course and attempted to not dislodge any of the tennis balls from atop the traffic cones. The winner of the class was David Dunn, of Shell Lake, Wisconsin.

The Saturday and Sunday programs were similar in that arena competition took place alongside obstacle competitions. The obstacle competitions proved to be loads of fun as competitors took turns driving courses designed to test their skills in negotiating a pattern of traffic cones in the mornings. Mornings brought the very popular cross country obstacles which featured obstacles that one might encounter on a country drive like mailboxes, bridge crossing, and even a water crossing. Afternoons were occupied with gambler's choice obstacles in which competitors had two minutes to complete as many obstacles as they could during a two-minute run.

Some of the highlights of the show included the Picnic class which featured 11 entries. These entries completed a short run around the arena and then were allowed to set up their picnic lunches on the lawn of the Villa Louis. Terry Hooten, from Waterville, Iowa, was the winner of the class. Her picnic entry was comprised of herself and her two grandchildren driving a small pony to a governess cart. Their picnic featured old-fashioned lawn games. The Carriage Dog class was another crowd favorite and the judges took audience applause into consideration when the named Lucy Fur, the top carriage dog. Lucy Fur was driven in the class by her owner, Michelle Blackler, of Mount Vernon, Iowa. Another popular class was the Antique Turnout class, where only antique carriages both restored and those in original condition were shown. Cynthia Lawrence, of Oxford, Michigan, was the winner of this class, and she went on to win the coveted Concours d'Elegance championship. The Concours d'Elegance Award is



Deer Lodge, Mont. – The first draft horse event in Deer Lodge, Montana started in 1996 as a parade down Main Street from the Museum to the Fair Grounds. Several of the Montana Teamsters were there as the Grant Kohrs Ranch was performing in Montana Frontier Days and had performed farming displays to an audience, sharing our history. At the Fair Grounds they drove a few rounds and returned to the Grant Kohrs Ranch which is just across the street. There may have been a dozen specta-



Villa Louis Carriage Classic Conclusion

given to recognize the most elegant entry of the event.

The comradery of the driving world was on full display the weekend after Labor Day. From having a lunch or dinner together under the tent, to helping each other during harnessing and hitching, the carriage-driving community displayed outstanding sportsmanship and enjoyed a grand pleasure-driving event in

tors at the fair grounds watching. We had the same program for 1997 but nearly 50 people came into the Fair Grounds to watch; some were disappointed even though a few more teamsters had participated.

The Museum did not feel they were prepared to continue this program and several people were called in to see if it could become a larger event. There were quite a number of people that showed up for the first planning meeting and of course all were excited



Villa Louis Carriage Classic 2012 Division Champions

Division	Champion	Reserve Champion
Country Vehicle	Derrick Dupler	Anita Meinert
Draft Horse	Debra Sauer	Charlene Wade
Junior	Luke Dahlberg	Abigail Toppen
Large Pony Open	Marilyn Day Zaetta	Amy Hartwig
Multiples	Mark Dahlberg	JJ Markham
Novice Driver Horse	Laura Kunze	Renee Jimison
Novice Driver Pony	Karen Arkebauer	Jessica Hunt
Novice Horse/Pony	Joe Boeser	Deborah Bevan
Pair Horses	Dean Achenbach	Melissa Achenbach
Pair Ponies	Dr. Robert Long	Phillip Odden
Single Horse Open	David Dunn	Howard Kietzke
Small Pony Open	Mallory Gorman	Pat Smith
Very Small Equine	Diana Hill	Katie Diemer

Other Classes

Antique Turnout Cynthia Lawrence
 Carriage Dog Michelle Blackler & Lucy Fur
 Concours d'Elegance Cynthia Lawrence
 Drive & Ride Laura Kunze Picnic Terry Hooten
 Picnic - Spectator's Choice Jessica Nehs
 Sporting Day of Traditional Driving David Dunn

Continued on page 18

Charles Wilhelm: Ultimate Foundation Training from Start to Finish

The Influence of Natural Horsemanship

Twenty years ago when I was doing round pen training, few people knew what a round pen was. If you were working in a round pen, you looked like an idiot that didn't know what you were doing other than running a horse around in circles. Ten years ago, more people were aware of natural horsemanship and it started to have an influence in the horse world. Five years ago, it really started taking hold and now you see natural horsemanship techniques, in some form or another, used widely everywhere in training programs. I remember at Horse Expos I attended ten years ago, I was the only guy out there with a blue tarp and people were wondering what in the world I was going to do with it. People did not understand the concept that the tarp represented a scary object and the benefit of getting a horse to accept that kind of pressure. There is always something out there that will raise the emotional level of a horse. A tarp is an object that will raise pressure and help a horse learn to accept it. To "accept it" meaning the horse will walk onto a tarp and stand there on its own, paw it and pull it around its feet. A lot of people think that "accepting" is when a horse will walk over a tarp. I remember being told five years ago that, "Oh, my horse goes over a tarp" meaning the horse would trot or run over a tarp. That is a start but that is not total acceptance. Acceptance is dropping the nose and recognizing the tarp, standing on it and being quiet and soft in the body and the eyes. I like a horse to start pawing on a tarp because when they paw it and start gathering it around themselves they are truly relaxed.

Ten years ago when I would travel to the east coast, they would say, "Oh, you're the blue tarp guy." Now when I go to Horse Expos, every trainer has a blue tarp. We are starting to see that natural horsemanship has influenced training in that there is a recognition that horses do have emotions (the flight instinct), and that the way that we handle that emotion is to introduce a horse to scary objects and work with the horse to accept the objects instead of bucking or bolting away from them. The result of this training is that ground manners are better and horses are more emotionally sound and safer under saddle. Unfortunately, I am also seeing a negative side of this picture. Most of us in the business use a string or rope halter, what I call a cowboy halter. People see us get the desired results and buy a cowboy halter, take it home but do not get the continued magic. The reason is that it is not the equipment that trains the horse. We use that type of halter because it has a little bit more bite or feel than a web or leather halter that is wider. A string halter definitely catches the attention of a horse and a horse will be more willing to come off it. People buy these halters and for the first week the halter works like magic. Then suddenly, the magic is gone. The horse doesn't have any more respect for the string halter than it

had for a web halter. Also, because it is not the equipment that trains the horse, the horse is not going to care if he is worked on a six, 12 or 14-foot line. It isn't the equipment but how we use it. An individual may think that he or she is following natural horsemanship but, because the principle of pressure and release is not really understood, no change is made in how the equipment is used and the horse just becomes dull. If the exercise is done properly, it doesn't matter if a leather or web halter is used as it is really what we do with it. In the last five years, I have had many horses brought to the ranch for issues with ground manners. Because of the improper use of a string halter, these horses are really dull and it is very hard to get them light again. When a horse has learned to lean on that type of halter, there is not much I can do to apply additional pressure that can then be released when the horse responds.

The equipment has influenced the market but what I see is that the timing and feel in the use of the equipment have not influenced the market. Timing and feel are things that can only be taught through trial and error. One thing I tell my clients at the ranch is if it feels ugly in your hand, it feels heavy and uncomfortable, then you are not using the equipment properly. If you are riding a horse and you pick up a rein, you don't want the horse pulling on you. You want the horse to respond to a light cue but if the horse doesn't respond, you must increase the pressure. The horse is resisting because it is a horse's basic nature and make up to resist. Some horses resist more than others, just like people, because each horse is an individual. The problem is that people use equipment without either the knowledge or understanding of pressure and release. For example, when a person continually uses a stud chain to control a horse, it is hard to get that horse soft again. Because the horse has learned to lean on the chain, getting the horse to be obedient and give to pressure around the face is difficult.

Any piece of equipment, including a stud chain has a place but there is a problem when we rely solely on that equipment to train a horse. If I am backing up or leading a horse that is pulling on me, I will not release the pressure until I get the desired action from the horse, even if it is only one step. That is the way a horse learns and that is a basic principle that I teach. The only exception to that rule is in a situation where I will get hurt or the horse will get hurt if I don't release the pressure. Until that point, I will not release the pressure until I get some kind of give from the horse.


Another principle of natural horsemanship that has become accepted is the practice of de-spooking. Back when I first talked about de-spooking a horse, it was an unknown concept. Now it is a common term and simply means we are taking the spook out of the horse. All horses have the flight instinct and de-spooking is getting a horse to accept pressure. What I see now is that people are trying to make

their horses safer by desensitizing or de-spooking them. They often end with dull horses because they are not willing to increase the pressure until the horse gives. The same is true when doing ground work; a horse will become dull when he has not learned to give to pressure. A lot of us are not willing to get out of our comfort zone and add more pressure as it is needed to get the horse to move his feet, move sideways or do whatever it is we are asking the horse to do. Also, it is just as important to release immediately when the horse does give or accept for even a moment.

Someone recently asked me about the Extreme Mustang Make Over Challenge. I think it is actually a good program but it has gotten really competitive in that the horses are pushed to do a lot in a very short time. Twenty five years ago when I started working with problem horses, I found that people were moving way too fast with their training. Even a horse that shows real talent who is moved too fast will, six or eight months down the road, start showing holes in the training such as bucking, rearing or becoming dull to the training aids. What I see in these events is, no matter the breed of horse, and I don't care if it is wild or domestic, a horse is a horse and each horse has its own personality and learning curve. Some horses get it more quickly than others. Some Mustangs do really well but the training has been really fast. They are put into bridles too soon and are asked to do a lot of things too soon. There are a lot of good trainers out there doing really good things but to get these Mustangs to do what they do in so short a time, requires that the horses be pushed. I would rather see a trainer take a little more time and establish the basics. Years ago I patted myself on the back when I would get a horse in the round pen and work with it and by the third ride I was out on the trail. But, I had to be cautious about where my legs were, the horse was not relaxed and my safety was at risk. What I found was that I might be riding the horse in a walk, trot or canter but I couldn't lead the horse quietly. I couldn't pick up his feet and he was spooky and edgy. Taking the time to do each step is worth the effort.

Someone may say, "Well Charles, you participate in the colt starting contests." Yes, I do but I start with

the very basics and if the horse does not accept the very basic training, I don't move on. If the horse won't let me ride him, there is no way that I can manipulate him to let me get on, no matter how good a rider I am. In some contests I have had a horse that was nervous and jumpy and because of my expertise and by taking several sessions to work with him, I have been able to get a saddle on and I have won the contest. It may take me three sessions to get a horse to let me put the saddle on and be relaxed. A horse I worked with up in Canada did really well when working to the left but anything attempted on the right side was a problem. Even touching his face spooked him and he wanted to go up in the air. A horse



again. Years ago when I started working with problem horses I might have a horse that was a little pushy but no one had dulled it by pulling, pushing or using a training stick. Now I see horses that are quiet and easy to be around but they do not listen and move off pressure. I use a dressage stick or a training stick and when I bump a horse with my leg, a spur or a stick, it has to move off my leg. If it doesn't, I'm going to increase the pressure. This is a really tough concept for some to accept but this is how horses learn.

Natural horsemanship has really gotten a foothold. We see it more with hunters and jumpers and even in the discipline of eventing. We are starting to see it more in the dressage barns where they are expecting the horses to be more obedient on the ground. They are finding that when a horse is more emotionally relaxed the horse will give a better performance. Natural horsemanship has been a positive movement but there is a down side. It comes down to two things. One, it is not the equipment that trains the horse, it is how we use that equipment. Two, it is not the exercise that trains the horse, it is doing the exercise correctly, increasing pressure when needed and immediately releasing the pressure when we get the response we are looking for.

Charles Wilhelm

Country Tack Western Store

FOR SALE

After successfully servicing my friends in the western and equine community, it's time to allow another to continue the legacy built on honesty and quality.

- Established Customer Base
- Extensive Inventory
- With/Without Building
- Move To Your Community
- Many Options Available

For an Appointment, call Sue Roberts at 507-377-7943

Country Tack Western Store
119 S Broadway • Albert Lea, MN 56007

Store Hours: Tuesday - Friday / 10 a.m. - 5 p.m. • Saturday 10 a.m. - 3 p.m.
Sunday - Monday / Closed

The "Cream" of Heavy Horses, the American Cream Draft Horse

By Fran Lynghaug

The American Cream Draft is a rare cream colored horse that most people know little or nothing about. This is amazing since it is the only draft horse native to America. It is similar in type to the original drafts that worked on farms in the breadbasket of America before the age of mechanization, yet it is distinct among the draft horses.

Though it is cream colored with white mane and tail, it is not a palomino, albino, or cremello, but has traits and blood type specific to itself. Its cream color is one of three main physical characteristics expressed through the "champagne" gene. The other two obvious characteristics are its pink skin and amber eyes. These three defining traits result from the champagne gene and make the breed unique compared to other drafts.

It also possesses all the beauty and movement of a top athlete and projects a graceful power that is easily directed. This gentle giant has come a long way toward being the ideal draft of today and is used not only for heavy work, but also riding, driving, and show. Because of their excellent disposition and color, owners consider them the "cream of all drafts".



Creams reached 402. Currently the breed is listed as critical, meaning there are only 100 to 300 active adult mares, which is a dangerously low number. Though Creams are rare, they can be found all over the United States with the highest concentration still in the Midwest.

Characteristics

With their calm, willing demeanor, Creams are a good choice for amateurs who are new to draft horses. They are not so tall that a stepladder is needed to put on a collar and harness or a stool is needed for mounting to ride. Almost anyone can learn to drive Creams and several shows now hold classes where they can compete.

David and Nancy Lively were new to draft horse competitions when they entered their two-year-old Cream filly team in the Billings Farm Plowing Contest and placed fifth out of a field of 40 plus teams. Their young American Cream horses displayed calm behavior toward the crowd, the cows (oxen), and the many other teams and teamsters. David commented, "They made me look good, though I had never plowed with a team of horses prior to this. They stood dead still when asked and showed no nervousness or uncertainty, listening to the quiet commands and cues from me sitting behind them. These young horses are built for power. When we measured them for a harness as two year olds, their girths were longer than their length. They have thick chests and sturdy legs...and they work unshod."

These same characteristics are sought after in horses used for jousting, a newer sport that

typically uses draft horses. Probably the most popular Cream today is the horse used in Full Metal Jousting on T.V.'s History Channel. One of the knights and the team's captain, Shane Adams, rides an American Cream Draft named Crispin, who is a crowd favorite and who Adams claims "has the patience of a saint and plenty of heart". He is a true companion and one of five horses Adams uses in the event. Crispin was found and rescued from meat buyers at an auction by a fellow competitor knight before Adams first noticed and later purchased him.

Continued on page 13

Standards

The American Cream is a draft animal that possesses a cream coat, pink skin, and amber eyes. It is strictly of draft breeding and must not be confused with palominos or other light breeds. The American Cream Draft Horse Association's records trace back to the beginning of the 20th century and indicate no other breeding other than draft.

Creams are medium-heavy draft horses.

Mature height (at five years) of mares is 15 to 16 hands and weight is 1,600 to 1,800 pounds. Mature stallions are 16 to 16.3 hands and weigh from 1,800 to 2,000 pounds.

They exhibit a light, medium, or dark cream color on pink skin, have white manes and tails, and amber or hazel eyes. Foals' eyes are

almost white during their first year, but darken as they mature until they are amber. White markings on the face and legs are desirable. The Association doesn't allow roaching of the manes or docking of the tails. All Creams must have long manes and tails to be registered. Creams have refined heads that are well proportioned to the body, wide-set, large, intelligent eyes, small expressive ears, and a flat nose profile. They are short coupled with well muscled hindquarters, wide chests, good

Jeff Springer
Feed Manager

'Roasted to Perfection' available here

Farmers Elevator
225 E. Hampden Ave. Fergus Falls, MN 56537
(218) 736-3301

"Tell me, what is it you plan to do with your one wild and precious life?"
- Mary Oliver, "The Summer Day"

DISCOVERY HORSE

Sara Sherman . sara@discoveryhorse.com
DiscoveryHorse.com . facebook.com/DiscoveryHorse

Equine Facilitated:
Life Coaching
Corporate Team Building
Personal Growth Retreats

Partnering with Horses to assist people in healing and leading more authentic lives!

218.232.2495
Brainerd, MN

Reichert Saddlery & Farm Supply
FIRST AVE, PO BOX 94. LEONARD MN 56652

A FULL SERVICE WESTERN STORE

SADDLES & TACK

WESTERN & WORK CLOTHING, HATS & BOOTS FOR MEN, WOMEN & KIDS

FEED FOR ALL YOUR ANIMALS

SADDLE & TACK REPAIR

Reichert High Country Rancher

PHONE: 218-968-2248 • 800-957-2248
Email reichert@gvtel.com • Find us on Facebook

PLAN NOW TO ATTEND, CONSIGN AND BUY AT THE . . .

TWIN CITIES HORSE SALES

Selling Quality Horses Each Sale

Quarter Horse Sale

October 27, 2012

10 a.m.

Paint Horse Sale

October 28, 2012

10 a.m.

- Nationally Advertised
- Top Sales Personnel
- Paid Day of Sale

For consignment blanks and catalogs, write:

TWIN CITIES HORSE SALES

30477 Oxford Mill Road • Cannon Falls, MN 55009

Jim Simon and Ryon Simon, Owner/Managers

Office (507) 263-4200

FAX (507) 263-4202

Website: www.simonhorsecompany.com

Sale Located Two Miles North of Cannon Falls, Minnesota on Highway 52



DRIVE-THRU FEED

651-463-4793

Joe & Marilyn Palma

Monday - Friday: 9:00 am to 6:00 pm / Saturday: 9:00 am to 1:00 pm
26009 Galaxie Avenue • Farmington, MN 55024

Older Horses Need Supplemental Vitamin C

By Juliet M. Getty, Ph.D

.As if aging isn't hard enough! Creaky joints, sagging backs, loose teeth, increased infections, poor digestion, and embarrassing gassiness -- just a few of the problems associated with getting older (for your horse, not you!). But what was once a given in youth now turns into a deficiency -- vitamin C must now be added to the diet. Young horses are able to produce all the vitamin C they need for every-day health; this is why you typically do not see it added to commercially fortified horse feeds. But as horses get up in years, they are less able to manufacture vitamin C. Decreased liver function is the main reason, but it can also be due to a decline in hindgut microflora and an increased propensity for pituitary dysfunction.

Why is vitamin C so important?

Vitamin C prevents oxidative damage to your horse's tissues and organs. In other words, it is an antioxidant. Antioxidants donate electrons to highly volatile, damaging molecules known as free radicals. Free radical production is accelerated during any type of physical or mental stress, muscle and joint inflammation, allergies, illness/injury, or exposure to toxins and pollutants. But once free radicals receive their missing electron from vitamin C, they are neutralized -- calmed down -- and are no longer harmful.

Vitamin C has two other major roles

While its antioxidant capability is paramount to your horse's overall health, vitamin C protects your horse in two other significant ways:

- Collagen synthesis. Collagen is a protein that creates a matrix within bones and joints to which minerals and other substances can attach. It is also part of connective tissue and maintains blood vessel integrity. Therefore enough vitamin C is important for keeping bones and joints healthy, reducing tooth loss, as well as preventing ruptured capillaries than can lead to abscesses.

- Natural antihistamine. Horses that suffer from respiratory or skin allergies will benefit from additional vitamin C. As an antihistamine, it reduces the histamine response, making your

horse more tolerant to allergens and hence, more comfortable. Finding the right supplement

Vitamin C is known as ascorbic acid. It can be derived from food or flowers (e.g., rose hips) or can be made in a laboratory. Regardless of the source, they are chemically identical, so there is no need to spend more on natural vitamin C. Ascorbic acid comes in several different forms, all similar in absorption and efficacy:

- Buffered mineral ascorbates. These are less acidic. Horse preparations typically mix vitamin C with calcium or magnesium to ease digestive upset. These forms may be beneficial for horses with digestive ulcerations or chronic diarrhea.
- Ester-C. Ascorbic acid is chemically esterified (attached) to calcium. It also contains vitamin C metabolites that may be better absorbed, and easier on the digestive tract lining. In cases where a horse is suffering from gastric ulcers, it may be helpful, although there is little scientific basis for this.

- Ascorbic acid with bioflavonoids (such as quercetin, rutin, and hesperidins). This complex may allow for better vitamin C absorption. Bioflavonoids are also beneficial for respiratory allergies.
- Ethyl cellulose coated ascorbic acid. This coating helps improve shelf life, especially when mixed with minerals that can promote oxidation.

Dosage

Since vitamin C is water soluble, excess amounts are easily excreted in urine. Therefore, it is best to divide dosages between meals to avoid urinary losses. It also tends to be bitter-tasting, so less at one time will be better received.

I routinely recommend vitamin C supplementation for all horses in their late teens (unless they are grazing on healthy pasture for at least 8 hours each day). Start by adding 3 to 5 mg per pound of body weight per day. Once your horse is over 20, give him 10 mg for every pound of body weight. For more intense needs, the National Research Council (NRC) suggests an upper safe limit of 44 mg of vitamin C per kg of body weight. For an 1100 lb (500 kg) horse, this can be as high as 22,000 mg per day.

Protect your supplement. If you have a container of vitamin C sitting in your hot barn, protect it from a cruel fate -- keep it in a cool, dry place where the container is sealed shut. Refrigeration is fine. Purchase small sizes unless you are feeding it to several horses and replace it after six months.

Remember, your older horse needs vitamin C to replace what he no longer produces on his own. Therefore, he should be supplemented indefinitely, for the remainder of his life.

For permission to reprint this article, in part or in its entirety, to arrange for a private consultation, or to schedule Dr. Juliet Getty as a speaker, please contact her directly at gettyequinenutrition@gmail.com. Dr. Getty is an internationally published equine nutritionist. On her website, www.gettyequinenutrition.com, sign up for her informative--and free--monthly newsletter, Forage for Thought, read articles, join her nutrition forum, enroll in upcoming teleseminars and purchase previously recorded events.

Talking Horses

- Joker, Part Two -

It was time for another visit to see my client and her horse Joker. It had been two weeks since I had met Joker. I had to tell him that Mimi, his human, had died and that Gina is now his new human. When I left that day, Joker was very sad. He had really cared for Mimi. As I drove, I wondered how he was doing with his grieving. (Yes, horses, like all beings, do grieve. Like people they each have their own way of grieving.)

One of the habits that Gina had started with the move was to give treats as a way to stop the animals from barking. Their barking was annoying to Joker. For the last four years it was only Mimi and him, now there are three dogs, two cats and Gina, and for Joker, that was three dogs and two cats too many.

Gina and I walked around and looked at her gardens. Joker came running up to the fence to see what was going on. Since the last time that I was there, Gina had repaired the fence. Joker was not happy with the fence. Some nights Joker would kick the fence until one night he was able to break the gate area. Gina, in a few days, was going to repair it. She was hoping that I could get him to stop this behavior. I said that I would see what I could do about it but I had a feeling that there was something important about this fence. Sure enough there was. Joker told me that Mimi had the gate part of the fence taken down so that he could go by the house. He got really mad at Gina for putting the gate back up, for not spending time with him and for not giving him apples. According to Joker, Gina was not spending any time outdoors. "What is wrong with her?"

I asked him if Mimi spent a lot of time with him. Oh yah! He showed me pictures of the two of them at the garden. We walked over to the garden area. You could see that this was a nice rose garden and there was a tall post with

a board on it. Joker showed me cut up apples on it. While she worked in the garden, he would eat the apples. Then we went to the back of the field. We stopped and he layed down. He told me to sit so I did. I began to look around and I saw a nice lawn chair. I got up, went over to it and sat in it. Then Joker got up and came over to the chair. He knew just where to lie down so that his head would rest in my lap. He was so sad. I asked him if he and Mimi came here often and they did. We sat there for awhile in silence. The birds sang and something kept running around in the tall grasses. I am not sure if Joker even noticed them. I told him how sorry I was that Mimi had crossed over. I asked him what he wanted to tell me about her. Normally, I get lots of pictures but this time I got emotions of love, happiness, calmness and a big sigh. It felt like he was crying inside. His eyes were very sad looking. At this point all I could do for him was to send him loving energy. I gently put my hands on him and allowed love energy from my heart to flow from my hands to him. After he had had enough, he got up and ran around for a few minutes. We were finished for today.

As Gina and I had a cup of coffee we talked about what she could do for Joker. She decided to wait to repair the fence. She also agreed to do a heart exercise at 9:30 p.m. where she will sit quietly with her hands on her heart, smile and repeat the following statement: 'I am love (breathe deeply). I love my animal family (breathe deeply). I send my love to my dogs (breathe deeply). I send my love to my cats (breathe deeply). I send my love to Joker (breathe deeply). Before I left, we made another appointment for me to come out and visit again.

I invite you to do the heart exercise for yourself and if you don't have animals, send your love to the animals and birds that share your neighborhood. Happy Trails to you! Kathy Grimes



Subscribe to The Valley Equestrian

Subscription rates are:
\$28. per year in the USA

Name _____

Address _____

City _____ State _____ Zip _____

Send to: The Valley Equestrian, Box 64, Sabin, MN 56580

Events for October and Beyond

Call before you haul -- contact information is included in each event listed.

Oct. 5-6: CO Draft Horse and Equipment Auction at Brighton CO. 970.785.6282

Oct. 5-6: Kingman Draft Horse and Mule Sale, Kingman KS. 620.538.2333

Oct. 5-7: MN Saddlebred Futurity at the MN Equestrian Center in Winona, MN www.minnesotaequestrian.com

Oct. 6: GF Jackpot Barrel Racing Series at Grand Forks Fairgrounds in Grand Forks, N.D. 218-791-8834 218-791-8835

Oct. 12-14: Championship Cutting at Red Horse Ranch Arena in Fergus Falls, Minn.

Oct. 12-14: Incentive Fund Futurity at Red Horse Ranch Arena in Fergus Falls, Minn.

Oct. 12-14: UBRA Barrel Racing Show at the MN Equestrian Center in Winona, MN www.minnesotaequestrian.com

Oct. 9-13: Mid-Ohio Draft Horse Auction at Mt. Hope, OH. 330.674.6188

Oct. 12-13: 4-State Draft Horse and Mule Sale in Cartage, MO, 918.542.6801

Oct. 13: Iowa State Fair Clydesdale Show at the Amana Colonies, IA, 641.919.2042

Oct. 15-16: Kalona Special Work Horse Sale at East Lansing, MI, 319.656.2222

Oct. 17-21: NCRHA Reining Horse Show Show at the MN Equestrian Center in Winona, MN www.minnesotaequestrian.com

Oct. 18-21: WPRO World Finals in Lincoln, NE www.wpro.com/

Oct. 27: 4th Annual Halloween Costume Fun

Show at 11 a.m. at Houck Horse Company in North Branch, MN www.houckhorsecompany.com

Oct. 27: JJ Arena Open Halloween Game Fun Show at Balsum Lake, WI; www.balsamlakewi.com/Events_All.php

Oct. 27: 2012 Western Dressage Symposium at 8 a.m. at the Leatherdale Equine Center in St. Paul, Minn. featuring Kate Phillips and Jim Hatch; <http://wdamn.org/> for more information

Oct. 27: Hightail Horse Ranch and Rescue Open House/Fund Raiser from 11 a.m. to 5 p.m. with Dr. Kathy Seifert, horse and pony rides, ranch tours, horses for sale, Charlotte Tuhy on endurance and competitive riding, animal communicator Tara Argall, silent auction and more; for more information go to www.hightailhorseranchrescue.com or call 701.526.3734

Oct. 27-28: POA, Pony of the America's Show Show at the MN Equestrian Center in Winona, MN www.minnesotaequestrian.com

Oct. 27-28: SD Heartland Futurity in Huron, SD www.ubra.org/2012/TourSchedule.html

Oct. 27-28: Central MN Team Penning at the Red Horse Ranch Arena in Fergus Falls, Minn. www.redhorserancharena.com/events

Nov. 1-3: CA Draft Horse and Equipment Sale in Visalia, CA, 559.334.7731

Nov. 2-4: Cham:pionship Cutting at the MN Equestrian Center in Winona, Minn. www.minnesotaequestrian.com

Nov. 17: TDMHA Field Day in Huntsville TX; 936.291.6325

Nov. 24-25: Arizona Draft Horse & Equipment Sale in Queen Creek, AZ; troy@adhma.com

Paradise Found in Rescued Horse for Local Adopter

Sedan, Kan. -- Jessica Knaus of Wichita, Kan., has found her paradise in "Miss Pairadise" (a.k.a. Cheyenne) at Rainbow Meadows Equine Rescue and Retirement, Inc. Cheyenne is a

sweet, friendly mare that came to Rainbow Meadows when she was in danger of neglect due to a "he said, she said" controversy between her caregivers. She quickly found, like the other unwanted horses who are fortunate enough to come to the southeast Kansas horse rescue, that Rainbow Meadows is a bit of paradise itself for its equine residents as they await their loving, forever homes.

Sold as a weanling from a Kansas breeding operation and sold again as a 4-year-old, Cheyenne has been lightly used in ranch work, having been started shortly after turning four in the summer of 2011. She will continue her education and experience under Knaus's ownership as she is boarded at Ace's High Boarding Stables in Derby.

"The horses that come through our gates have seen and been through so much," said Karen Everhart, Rainbow Meadows' executive director. "Yet they still have so much to give as companions, riding partners and even just pets."

Dedicated to the rescue of abused, neglected and unwanted horses, Rainbow Meadows is an IRS-designated 501(c)(3) public charity located

in Sedan, Kan. It currently houses nearly 40 rescues, all of which are available for adoption through a process designed to ensure that the horse goes to a safe and caring "forever"

home. Rainbow Meadows also actively works to educate current and potential horse owners on how to provide quality care for their horses.

Rainbow Meadows was established in 2005, and in addition to its rescue services it also offers a retirement program for individuals wishing to retire their horses to the ranch. All services provided by the rescue are funded entirely by gifts and donations. For more information, call (620) 725-3402 or visit www.rainbowmeadowsranch.com.





"COWBOY LEATHER"

We Carry a Complete Line of CODY LEATHER Products! Wholesale and Retail Prices

Call Shari Today
218.385.3835

J & S Farmer's Mill
104 5th Avenue SE
Barnesville, MN 56514
218.354.2247
Toll Free: 1.877.521.0150
Home: 218.493.4574

Jim & Sue Heng, Owners

Quality Feed Pays Off!

See Jim for all your horse feed!

SAVING AMERICA'S MUSTANGS

SavingAmericasMustangs.org

The Valley Equestrian Newspaper



People all over the USA are reading the VEN online as you are reading this in print!

"We've Got You Covered!"


Kari Hagstrom

Golden Sunrise

the third novel by
Mattie Richardson
author of *Appaloosy* and
Dusty's Trail

Contact Mattie at:
redheadkid7@msn.com
(701)-680-8855

On Facebook:
www.facebook.com/Appaloosy7



By Mattie Richardson

Classified Advertising

HIGHTAIL HORSE RANCH & RESCUE
OPEN HOUSE/FUND RAISER
OCT 27 11 AM TO 5 PM

MINI SEMINARS

- *11 a.m. - Dr Kathy Seifort on holistic veterinary care
- *1 p.m. - Jordanne Bruns from Hooves in Motion Farrier service on natural balance trimming
- *2 p.m. - Charlotte Tuh on endurance and competitive trail riding
- *1 - 3 p.m. - Animal Communicator Tara Argall from ↑ Quantum Wonderworks will be doing mini ↑ animal communication sessions
 - *Silent auction and tack sale
 - *ranch tours
 - *horse and pony rides throughout the day
 - *rescue horses and horses for sale

PLEASE JOIN US FOR A DAY OF FUN AND LEARNING AND HELP SUPPORT OUR RESCUE EFFORTS!
www.hightailhorseranchandrescue.com
701-526-3734 -- 28953 15TH Ave N. Hawley, MN
DONATIONS FOR SILENT AUCTION AND TACK SALE GRATEFULLY ACCEPTED



The Oldest Horse
The Valley Equestrian Newspaper loves older horses! Tell us about yours!
Send a photo and description (short or long) of your old horse (age 25 or 30+) for publication in an upcoming issue of the Valley Equestrian Newspaper.
Email: thevenews@gmail.com or mail a photo (with stamped returned envelope) to: The VEN, PO Box 64, Sabin, MN 56580

ADVERTISERS' INDEX	Advertiser	Page No.
Brother Wolf and Friends		18
Charles Wilhelm Ultimate Training		13
Cannon Falls Trailer Sales		20
Country Tack Western Shop		9
Cowboy Leather		15
Dakota 50/50 Futurity and Sale		3
DeFrang Performance Horse		2
Discovery Horse		10
Double Blessing		16
Farmer's Mill		10
Final Touch Proofreading & Editing		6
Golden Sunrise Book		15
J&S Farmer's Mill		14
Legal Shield		13
Mn EquiFest		7
Minnesota School of Horseshoeing		13
Palma Feed		10
Reichert Saddlery		10
Spirit Horse Center		17
Twin Cities Horse Sales		11
Vilie Carriage		16

Hay for Sale
Clean grass hay, large square and rounds, 750-900 pound bales, no rain, \$55-\$60 per bale.
(218) 790-1790

North Dakota TOBA
(Thoroughbred Owners & Breeders Association)
Your thoroughbred horse and horse racing connection in North Dakota.
www.northdakotatoba.org or northdakotatoba@yahoo.com

Join the VEN on Facebook for news during the month!

Complete Equestrian Company.
Training, Lessons, Clinics,
40 Acres of Desensitizing Trails,
www.completeequestriancompany.com
(612) 414-7597

Discovery Horse
Announcing a series of wellness-related workshops presented by Discovery Horse
Discovery Horse offers a variety of options to assist you in your journey to personal awareness through a horse's innate ability to bond with humans on a deep and powerful level. Our services include Equine Assisted: Life Coaching, Corporate Team Building and Personal Development Retreats. Join us on October 28th for our Women's Personal Discovery Retreat and reconnect with your inner source of strength and wisdom. In November, Discovery Horse will host a workshop for those that have struggled with addiction and are looking to deepen their sobriety. Additional workshops scheduled include Stress Management in December and Personal Empowerment in January. Our equine work will add a whole new dimension to your personal growth process. All workshops are on the ground and no horse experience is necessary; all activities are challenge by choice. Discovery Horse offers a FREE 30-minute Discovery Call to see if our coaching services are a fit for you. Discovery

Horse Boarding
3 Gems Tack & Stables
1175 85th Ave NW, Moorhead, MN
text/call 701-306-4478
3GT@3GemsTack.com
www.3GemsTack.com
Offering indoor/outdoor boarding, lessons, indoor/outdoor arenas, round pen, trails, 4-H club and more.

classified ads

Black and White Only
\$10 for up to 50 words
\$20 for a photo classified ad

Color Classified Ad
\$30 for a color photo classified ad

To place a classified ad call:
701.361.8648
or send a check to:
PO Box 64, Sabin, MN 56580
along with your ad copy.



Brother Wolf and Friends
Kathy Grimes
Animal Communicator / Holistic Healer
Animal • Human
952-270-4306
www.brotherwolfandfriends.com

Horse operates out of the beautiful Spirit Horse Center in Brainerd, MN. We invite you to join us. Call today at 218-232-2495 or find us online and register for one of workshops at www.discoveryhorse.com. See you soon!

The Gypsy Vanner Horse Society Presents...The Vanner!

By Joyce M. Christian

I am excited to share with you the story of a new horse, the Gypsy Vanner Horse. Less than two decades ago this beautiful animal was unknown, unrecognized as a breed, and unnamed. The story began shortly after WWII. A small group of Romani breeders began selectively breeding for a new horse - their goal, to create a horse as colorful as their bow-top caravans. Forty years into their breeding program they achieved their vision horse.

In a serendipitous moment, while returning to London from Wales, an American couple, Dennis and Cindy Thompson, encountered one of these horses running in a field. They stopped their car to get a closer look. They learned that this horse belonged to a Gypsy who had a band of mares just like this little stallion. Intrigued that this might indeed be a new breed they began a four year study into the Gypsy culture and breeding practices. A prominent Romani horseman, Fred Walker, became their friend and mentor. Known to his kinsmen as the "King of the Coloured Horses", Mr. Walker had during his lifetime owned many of the mares and stallions creating the breed. While most all Gypsies in the United Kingdom breed horses, not all were involved in creating the breed. Most Gypsies have what are called "common" or "indiscriminately bred" herds. For herds like this there are no breeding plans. It is simply breed what you have to what you can find. Many of these horses are sold to the European meat market. Therefore, the typical British and Irish equestrians simply view horses bred by Gypsies as mongrels. This prejudicial attitude led to no one in England or Ireland recognizing that an incredible breed had been created right in their own backyards.

During the breed's development process as undesirable horses were culled, they ended up in the "common" herds. Over time those herds began to take on some of the characteristics of the selectively bred herds. By the time the Thompsons discovered

the little stallion there were approximately three thousand colored horses bred by Gypsies, however, only about three to five hundred of those were selective, breed worthy animals. Those horses were considered family treasures. For years these horses were not sold outside the family. Each of these families took great pride in breeding a horse unique to them. Among Gypsy breeders they could identify the breeding family by simply looking at the horse. Some of those family



names are: Walker, Evans, Price, Connors, Watson, Pratt, Harker, and McCann. The Thompsons learned it finally came down to two stallions respected as the founding sires of this new breed - The Coal Horse and The Sonny Mays Horse. While no written records had been kept the Thompsons had to rely on what Fred Walker and the other breeders had shared. Now with a new breed realized a name was needed. One day after sharing several ideas, Cindy Thompson and Fred Walker settled on the name, Gypsy Vanner Horse. Mr. Walker had said, "After all that is what they are....a Gypsy's Vanner Horse." Until that moment in time all horses bred by Gypsies were known by a variety of labels: gypsy cobs, coloured horses, coloured cobs, gypsy horses, tinkers. These are not breed names but rather suggest types of horses. Among the Gypsies they knew the selective horses that were bred worthy. For them that horse was a Proper Cob. Now that special horse had a name to establish it as a breed - Gypsy Vanner Horse.


The ideal Vanner stood fourteen to fifteen hands. It possessed the endurance and calmness of a draft, with an abundance of mane, tail, and feather. The head was elegant and in no

way drafty. Its conformation and movement set it apart making it suitable for a variety of disciplines. The horses' colored coats were mostly black and white (piebald), but brown and white (skewbald) and combinations of those colors were welcomed. Today the GVHS registers some horses with odd color patterns to include palomino and buckskin recognizing that those colors did not come from the original breed genetics.

The Thompsons painstakingly chose two stallions and fourteen mares as the foundation to start the registry. The first registry for the rare and wonderful new breed was established in 1996 - The Gypsy Vanner Horse Society. Sadly, we lost Cindy Thompson in 2002.

Since then the GVHS has suffered many organizational and political growing pains. However, in 2008 the Board of Directors took the reins, went back to the foundation, and began to build the organization again. Our breed standard was clarified for equine professionals and an educational seminar and evaluation program was begun. Today the GVHS is proud to be serving the owners and breeders of over two thousand five hundred Gypsy Vanner Horses. We invite any and all that are interested to, "Come and share the dream with us!"

Joyce M. Christian is a member of the Gypsy Vanner Horse Society's Board of Directors. She also serves on the Board of Directors for the Louisiana Equine Council and is the author of, "Dreams..Promises..A Vanner Horse Journey". Comments and questions can be sent to her at vannerlife-style@yahoo.com



Big Sky Draft Horse Expo

Continued from page 8



were able to create our welcome sign to Deer Lodge with a large Clydesdale on top and only by the generous support of Thompson Distributing. In 2006 the 'Expo' became an Incorporated Entity of Montana; in 2011 we acquired our Federal I.D. to operate as a non-profit business. Every year we seem to learn something new about our business, meet more people, enjoy new horses, never forget the old ones and share history with our young ones.

Class Winners – 2012 Big Sky Draft Horse Expo

- | | | |
|---|--|---|
| <p>Gambler's Choice
1 – Paul Gibson
2 – Jerry Johns
3 – Dick Renfro
4 – Bob Tomaskie
5 – Russ Anderson</p> <p>Obstacle
1 – Rob Henrekin
2 – B J Morgan
3 – Ty Morgan
4 – Loren Tucker
5 – Laun Cook</p> <p>Cultivating
1 – Lisa Morgan
2 – Loren Tucker
3 – Russ Anderson
4 – Jerry Johns
5 – Ken Kuhlmann</p> <p>Youth Cultivating
1 – Brand Morgan
2 – Ty Morgan
3 – Gabby Smart</p> <p>Log Skidding
1 – Rob Henrekin
2 – Dick Renfro
3 – Ray Williams
4 – Loren Tucker
5 – Bonnie Morgan</p> <p>Feed Team Race
1 – David Harper
2 – Jessica Henrekin
3 – Bill Blomeley
4 – Dick Renfro
5 – Loren Tucker</p> <p>4-Abreast
1 – Russ Anderson
2 – Rollie Hebel (Jack Eden)
3 – Bob Tomaskie
4 – Dick Renfro
5 – Carrie Hahn</p> <p>Antique/Unique Vehicle
1 – Ken Kuhlmann
2 – Loren Tucker
3 – Jerry Johns
4 – Von White
5 – Kate Hollandsworth</p> <p>Open 6-Horse or-Mule Driving
1 – Russ Anderson
2 – Bob Tomaskie
3 – Rob Henrekin
4 – Paul Gibson
5 – Dick Renfro</p> | <p>Pleasure Cart
1 – Bob Tomaskie
2 – Russ Anderson
3 – Carrie Hahn
4 – Judy Robertson
5 – Kathy DeGreve</p> <p>Street Class
1 – Trevor Anderson
2 – Jessica Henrekin
3 – Claudia Hrebick
4 – Carrie Hahn
5 – Heather Hollandsworth</p> <p>Senior Street Class
1 – Rollie Hebel
2 – Bill Horne
3 – Bev Tomaskie
4 – Kathy DeGreve
5 – Don Coutts</p> <p>4-Up Driving-Horse or Mule
1 – Russ Anderson
2 – Bob Tomaskie
3 – Dick Renfro
4 – Jessica Henrekin
5 – Dick Blakeley</p> <p>Junior Team
1 – Ty Morgan
2 – Rhett Thornley
3 – Gabby Smart
4 – Cora Harper
5 – Sidney Gibson
6 – Triston Andrews</p> <p>Junior Cart
1 – Gabby Smart
2 – Sidney Gibson
3 – Triston Andrews
4 – Cora Harper</p> <p>Hitch Team
1 – Wareing
2 – Young Living
3 – Rees
4 – Eagle Rock
5 – Barney</p> <p>4-Horse Hitch
1 – Young Living
2 – Eagle Rock
3 – Rees
4 – Wareing
5 – Barney</p> | <p>6-Horse Conformation
1 – Young Living
2 – Rees
3 – Wareing
4 – Eagle Rock
5 – Barney</p> <p>6-Horse Driving
1 – Barney</p> <p>Ladies Cart
1 – Katie Cook, Young Living
2 – Amy Thornley, Eagle Rock
3 – Crystal Murdock, Wareing
4 – Bev Rees - Rees
5 – Kim Barney, Barney</p> <p>Men's Cart
1 – Freeman Yoder, Young Living
2 – Wade Thornley, Eagle Rock
3 – Wayne Wareing, Wareing
4 – Terry Rees, Rees
5 – Nich Barney, Barney</p> <p>Canadian Maze I
1 – Paul Gibson
2 – Jessica Henrekin
3 – Claudia Hrebick</p> <p>11 entrants @ \$20 = \$220
9 entrants @ \$20 = \$180
BSDHE 25 percent hold out paid by sponsor \$55
Sponsor made up to guaranteed minimum \$200
1st 50 percent of \$220 = \$110
BSDHE 25 percent hold out paid by sponsor \$50
2nd 30 percent of \$220 = \$66
1st 50 percent of \$200 = \$100
3rd 20 percent of \$220 = \$44
2nd 30 percent of \$200 = \$60
3rd 20 percent of \$200 = \$40</p> |
|---|--|---|

**Elite Trailers.
The Name Says It All.**



**EACH AND EVERY ELITE
TRAILER IS CRAFTED
WELL BEYOND INDUSTRY
STANDARDS WITH
EMPHASIS ON
RELIABILITY,
DETAIL, SAFETY
AND COMFORT.**



Experience the ELITE Difference



2008 Exiss GN Event XT314 3H w/14' Sierra Big Sky LQ,
10' Slide Out w/Sofa Slpr & Lg Dble Hanging Clst, Ducted AC & Furnace, Dble Alumn Sinks w/Upgraded Faucet, 2 Burner Stove, Microwv, Flip Dwn TV, 6 cu Refg, XM Stereo Radio & CD Player w/Srmd Spkrs, Soft Touch Walls & Ceiling, Halogen Lghts, Western Hardware Pkg & Cmfrtr, Overhd Cbnts In GN, Pckt Dr, Porcelain Stool, Marble Colored Shwr w/Upgraded Faucets & Glass Door. **Sale Price: \$58,500.00**



2007 Cherokee GN 8'X24'X7'6" Super Chief 3H
w/10' Dream Catcher LQ, 6 cu Refg, 2 Burner Stove, Microwv, AM/FM/CD Player w/Inside & Outside Speakers, Sofa/Sleeper, Ducted AC, Ducted Furnace, Halogen Lights, Soft Touch Ceiling & Walls, Western Hardware Pkg, Pocket Door, Radius Shower w/Glass Doors, Hyd. Jack, Awning, Escape Door, Stud Divider, Drop Dwn Feed Doors. **Sale Price: \$39,900.00**



1998 Elite 3 Horse GN 8'X24'X7' Dlx w/10' Solid Oak LQ,
Sofa, 6 cu Refg, 2 Burner Stove, Microwv, AC, Ducted Furnace, Neo Angle Shwr w/Glass Dr, Lg Hanging Clses w/Dwrs, Walk-Thru Door, Escape Dr w/Drp Dwn Fd Dr, Drp Dwn Drs Rump Wall & Rr Load Dr, Padded Dvdrs, 2 Mangers w/Access Dr, Carpeted Rr Tack w/3 Saddle Rcks, 3 Swing Out Blanket Bars, 2 Brush Trays, Awning, New Electric Jack **Sale Price: \$28,500.00**



2009 Sundowner GN Horizon 3H w/11' LQ,
Sofa-Slpr, 6 cu Refg., 2 Bmr Stove, Microwv, AM/FM/CD, TV, AC, Ducted Furnace, Upgraded Faucets & Knobs, Soft Touch Walls & Ceilings, Lg Bthrm w/Walk-in Clsts, Lg Shwr w/Glass Dr, Porcelain Toilet, Elect. Jack, Walk-Thru Dr, Escape Dr, Drp Dwn Fd Drs w/Low Mount Latches, 2 Mangers w/2 Access Drs, Stud Dvdr w/Rubber/Both Sides, Padded Slam Latch Dvdrs, Rr Tck. **Sale Price: \$39,500.00**



2006 Cherokee GN Tomahawk 3H w/8' Solid Oak LQ,
Sofa-Sleeper, Sm Refg., Microwv, Flat Scrn TV w/DVD Player, Shower, Sep. Stool, AC, Owen Gnrtr, Walk-Thru Dr, Escape Dr w/Drp Dwn Fd Drs w/Fld Dwn Brs, Std Dvdr 1st Still, Padded Dvdrs, Collap. Rr Tck w/3 Post Saddle Rck, Bridle Hks & Bush Tray, Blnkt Br, 3 Rf Vnts. **Sale Price: \$29,500.00**



1998 Sundowner GN 8'X27'X7' Sunlite 4 Horse
All Alumn w/9' LQ, Sofa Sleeper, 6 cu Refg., AC, Furnace, 2 Burner Stove, Microwv, Stereo, Awning, Shower, Sep. Stool, Walk-Thru, Mangers, Like New 235R16 14 Ply Radials. Very Clean Trailer. Great Condition **Sale Price: \$24,500.00**



1993 Featherlite GN 8'X27'X7' 3H w/12' LQ 2' to 6' Mid Tack, Dinette, Ck Top, Refg., Micro, AM/FM/CD Stereo, Stainless Steel Sink, Vanity Sink & Cabinet, Sep. Stool, Shwr, Walk-Thru Dr To Mid-Tck w/Shelves, Hat Rck & Cloth Bar, Lined & Insulated Rf & Side Walls Horse Area, Padded Dvdrs, Rr Tck, Generator, Drp Dwn Fd Drs, 10' Hay Rck, Dual Jacks. **Sale Price: \$19,900.00**



2005 Exiss GN 7'X18'X7' Event XT300 3 Horse
4' to 8' Dress Rm, Drop Dwn Feed Doors w/Low Mount Latches, Fold Dwn Bars, Slam Latch Dividers, Collaps. Rear Tack. Clean Trailer. **Sale Price \$12,500.00**



1995 Sundowner GN 6'8'X24'X7' 4H Executive
6' to 10' Finished Dress Rm, Boot Bench, 6 Saddle Racks, Bridle Hks, Side Tack, Rear Tack, Escape Dr, Drp Dwn Feed Drs, Excellent Tires, Serviced Out-Brakes & Bearings, No Rust. Very Good Conditions. **Sale Price \$5,950.00**

CANNON FALLS TRAILER SALES

1 Mile East of Hwy. 52 & Cty. 86 • Chuck Erdahl, Owner/Manager - Dan Erdahl, Sales/Service
888-263-7212 • www.cannonfallstrailers.com